

JACK D.GORDON INSTITUTE FOR PUBLIC POLICY
FLORIDA INTERNATIONAL UNIVERSITY

LATINO PUBLIC OPINION FORUM

**FLORIDA LATINOS AND US
POLICY TOWARDS VENEZUELA**

ABOUT LATINO PUBLIC OPINION FORUM

The Latino Public Opinion Forum (LPOF) was established by FIU's Jack D. Gordon Institute for Public Policy in March 2016.

LPOF is an initiative with the mission of tracking systematically and scientifically public opinion trends of the major Latino/Hispanic groups in the United States (with an emphasis on Florida) with the objective of providing high quality research to inform policymakers, business, media, and academics. The research is done through state-of-the-art technology, traditional survey, and qualitative methods.

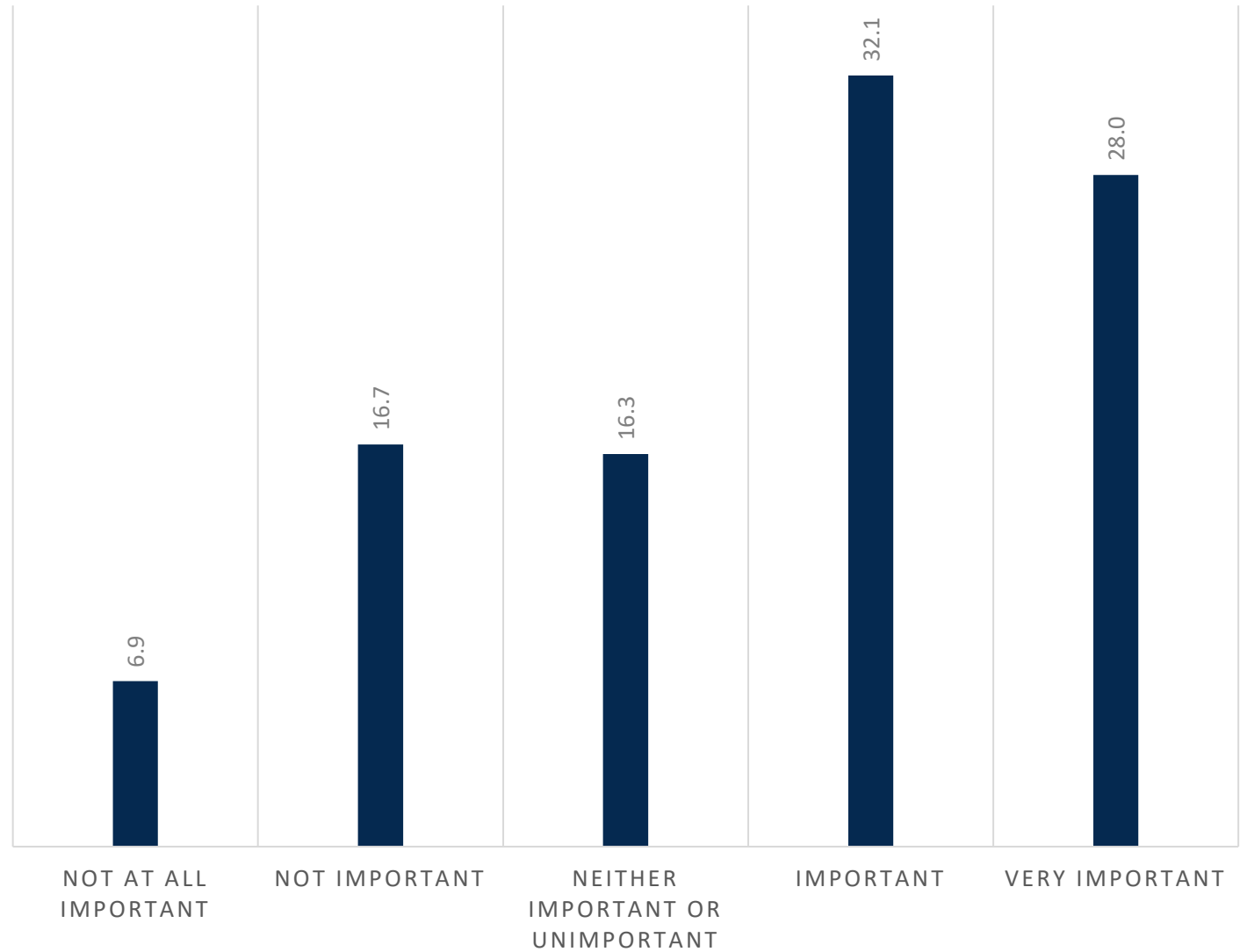
LPOF is the first university level initiative in Florida that studies the growth and impact of the Latino population across a range of areas including American Politics.

ABOUT THE SURVEY

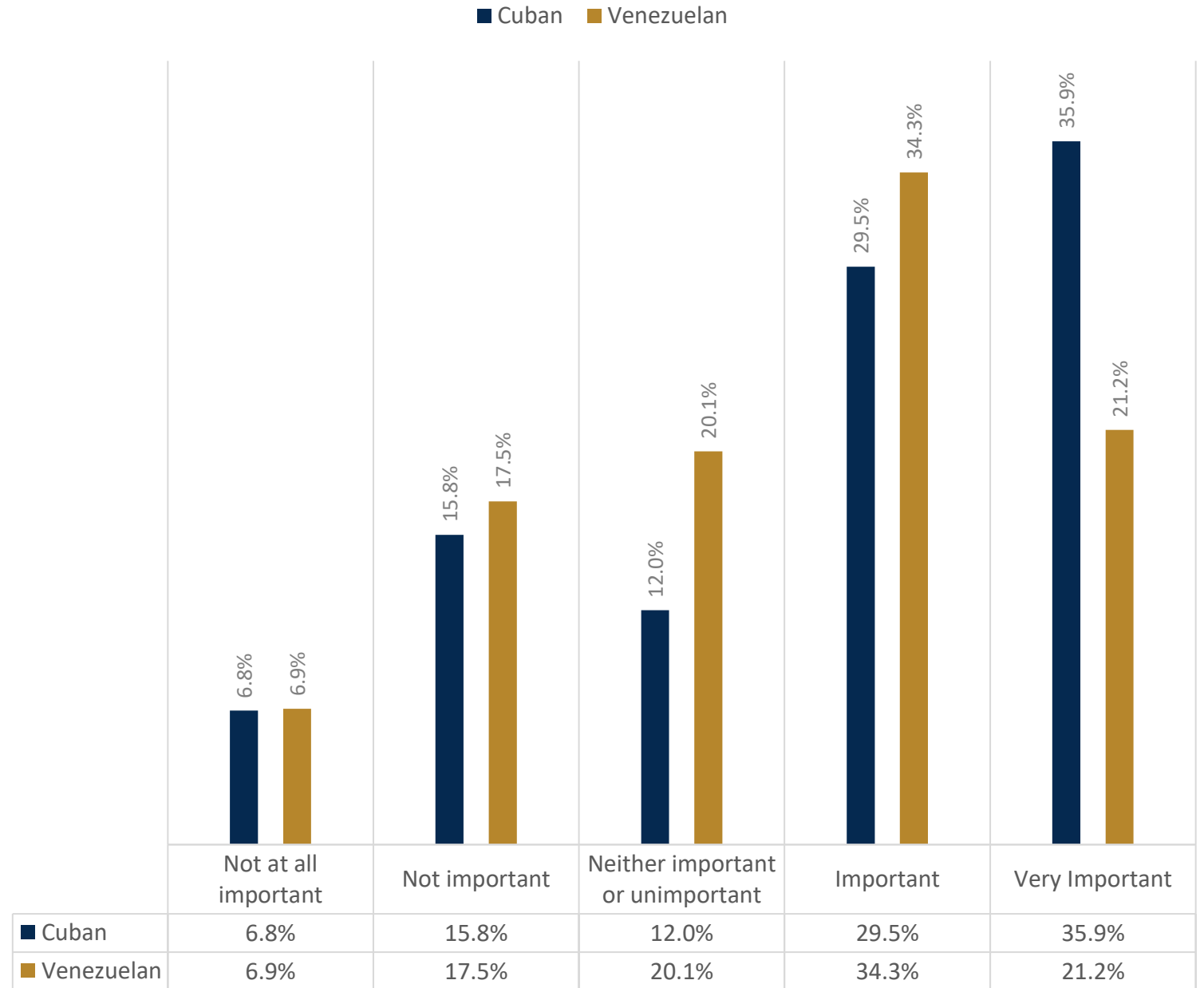
- This telephone survey of 1016 Latinos in Florida was conducted between December 5-15, 2021.
- Respondents drawn from Florida voter registration rolls and were also recruited online.
- The margin of error is 3.5% at a 95% confidence level.

| National Origin | Sample size |
|-----------------|-------------|
| Cuban | 254 |
| Venezuelan | 254 |
| Colombian | 103 |
| Nicaraguan | 103 |
| Mexican | 102 |

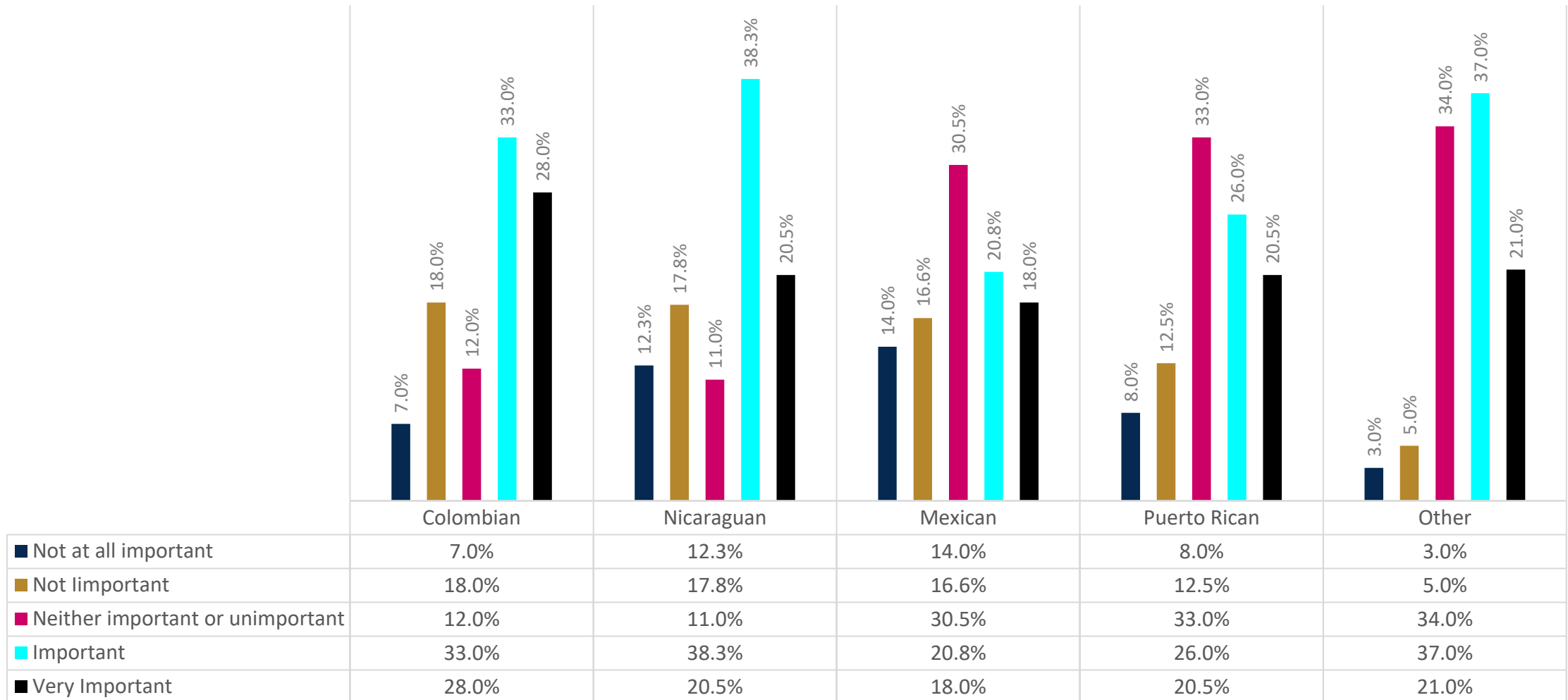
**How important is
the foreign policy of
the United States to
your decision to
vote for a
candidate?**



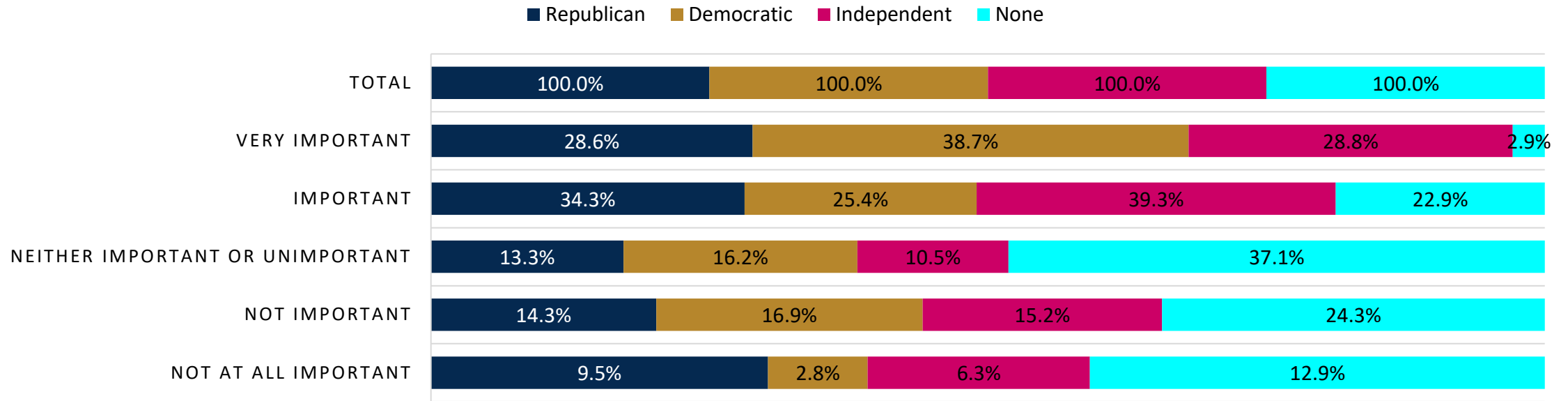
How important is the foreign policy of the United States to your decision to vote for a candidate?



How important is the foreign policy of the United States to your decision to vote for a candidate?

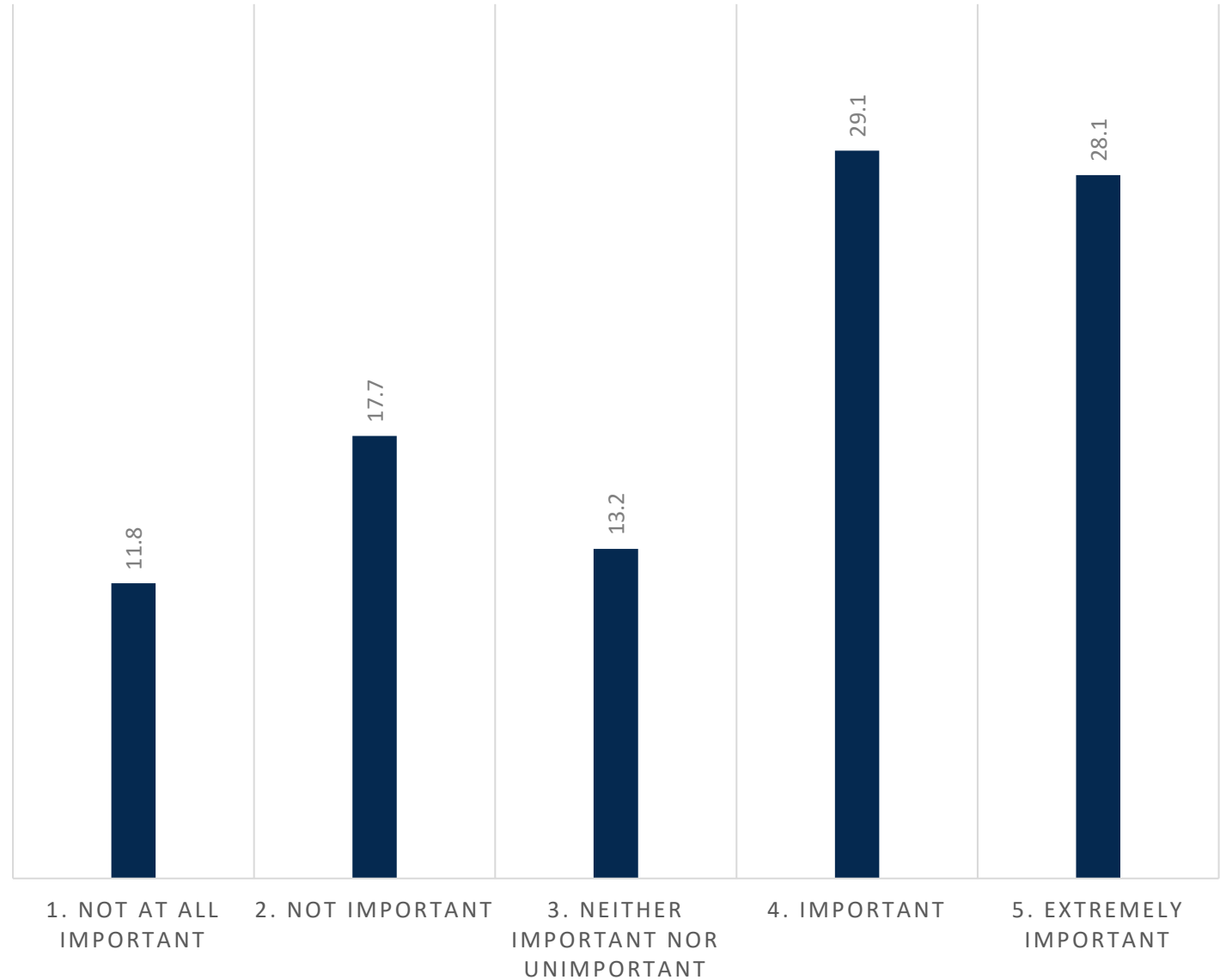


How important is the foreign policy of the United States to your decision to vote for a candidate?

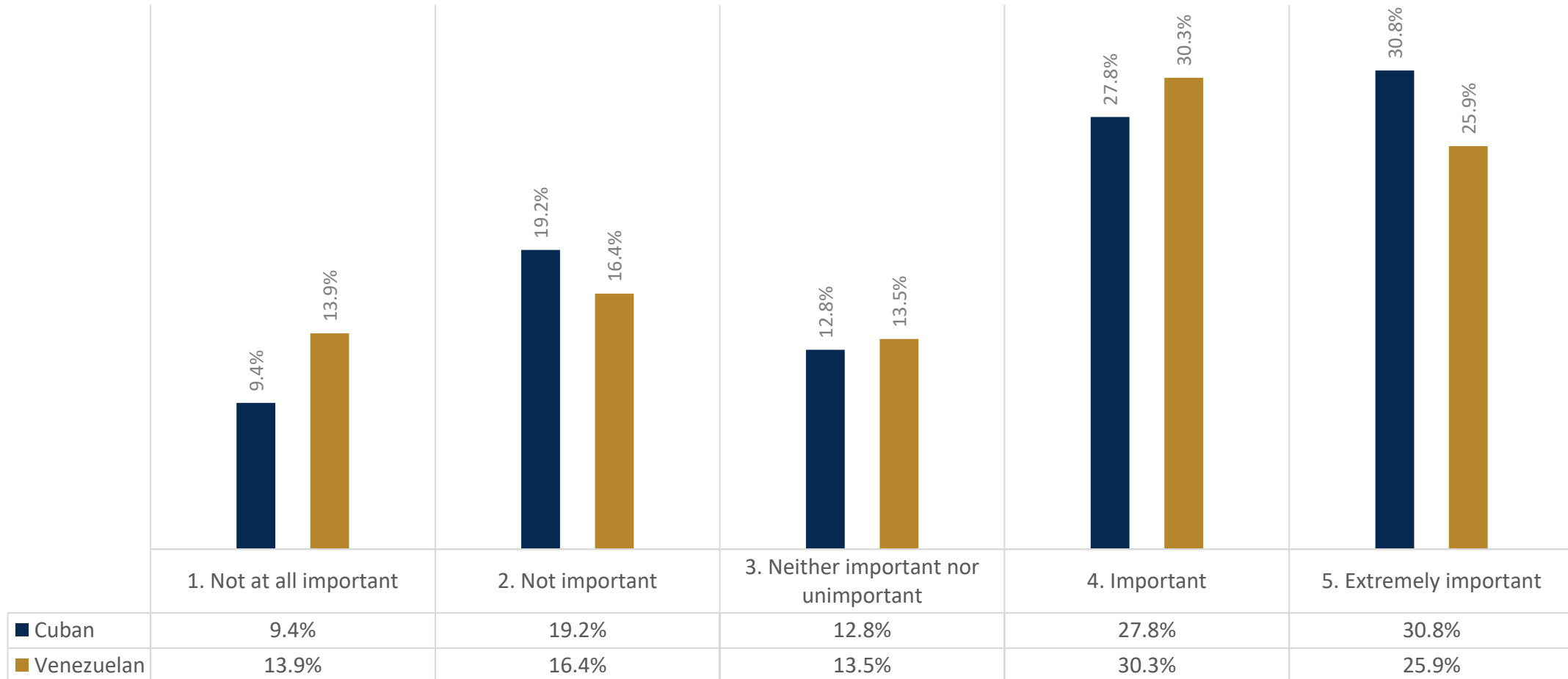


| | Not at all important | Not important | Neither important or unimportant | Important | Very Important | Total |
|---------------|----------------------|---------------|----------------------------------|-----------|----------------|--------|
| ■ Republican | 9.5% | 14.3% | 13.3% | 34.3% | 28.6% | 100.0% |
| ■ Democratic | 2.8% | 16.9% | 16.2% | 25.4% | 38.7% | 100.0% |
| ■ Independent | 6.3% | 15.2% | 10.5% | 39.3% | 28.8% | 100.0% |
| ■ None | 12.9% | 24.3% | 37.1% | 22.9% | 2.9% | 100.0% |

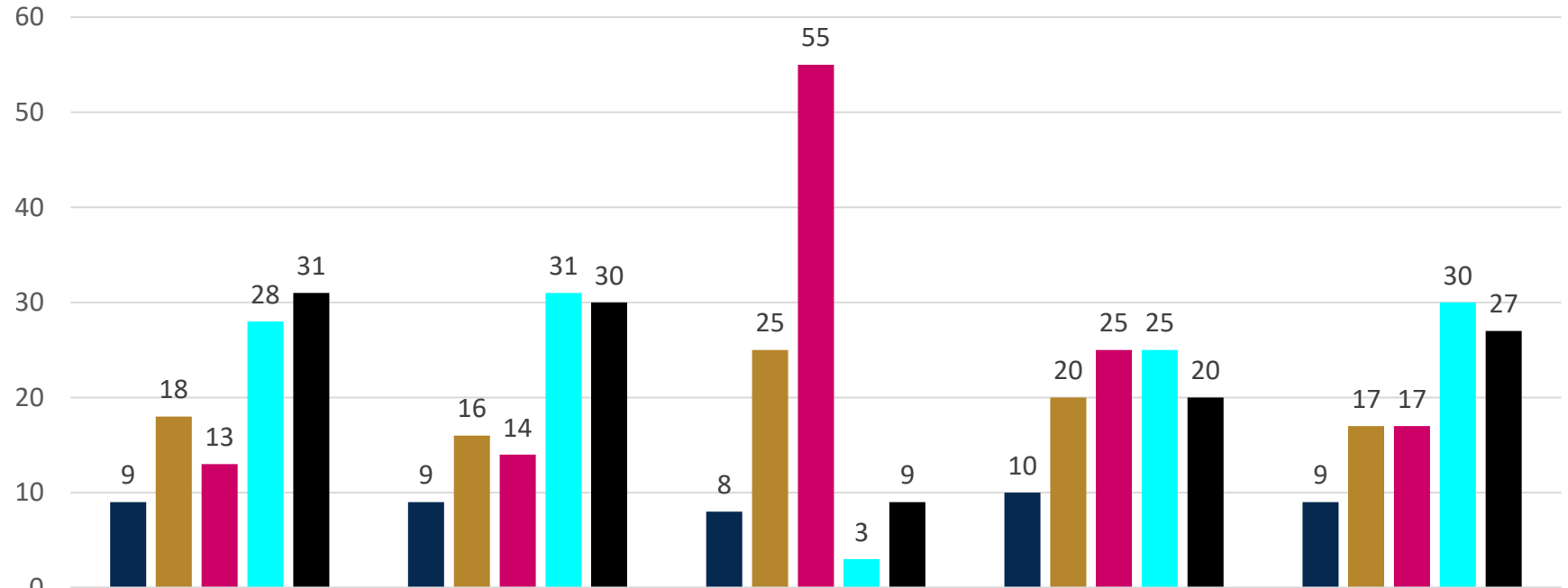
On a scale of 1-5 (where 1 is not at all important and 5 is extremely important), how important to your voting decision is the political situation in your country of origin?



On a scale of 1-5 (where 1 is not at all important and 5 is extremely important), how important to your voting decision is the political situation in your country of origin?



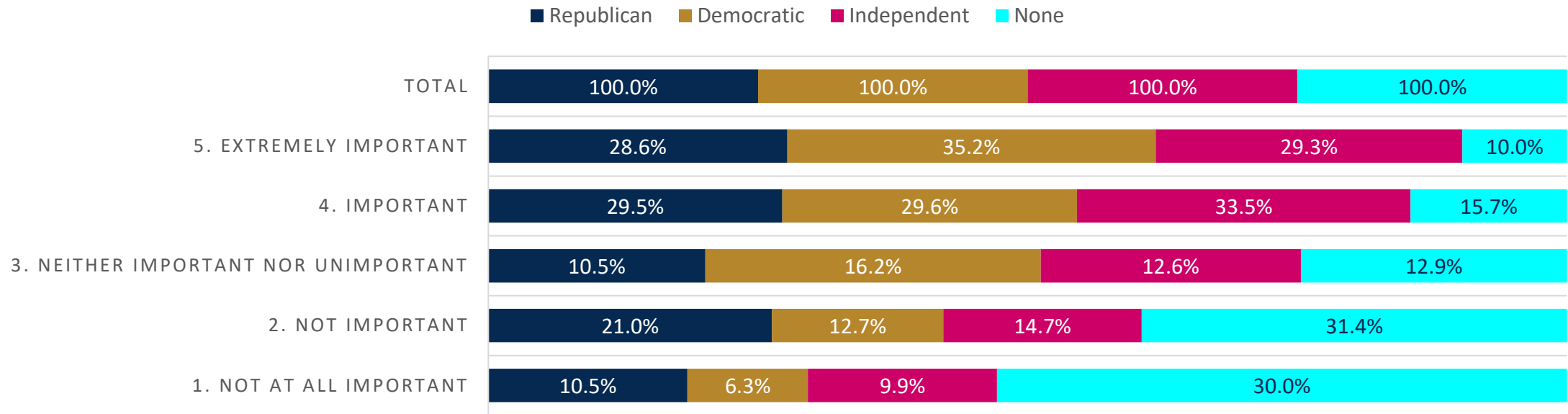
How important to your voting is the political situation in your country of origin?



| | Colombian | Nicaraguan | Mexican | Puerto Rican | Other |
|--|-----------|------------|---------|--------------|-------|
| ■ 1. Not at all important | 9 | 9 | 8 | 10 | 9 |
| ■ 2. Not important | 18 | 16 | 25 | 20 | 17 |
| ■ 3. Neither important nor unimportant | 13 | 14 | 55 | 25 | 17 |
| ■ 4. Important | 28 | 31 | 3 | 25 | 30 |
| ■ 5. Extremely important | 31 | 30 | 9 | 20 | 27 |

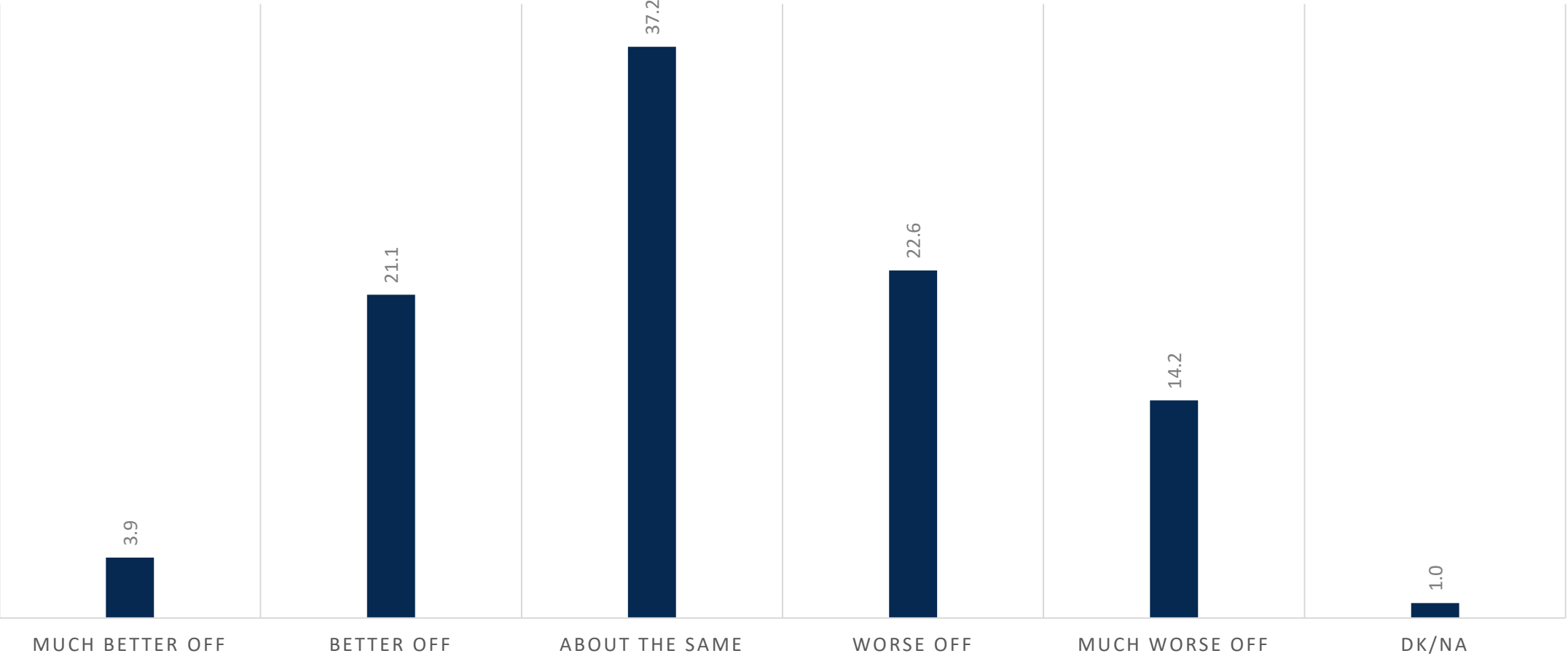
■ 1. Not at all important ■ 2. Not important ■ 3. Neither important nor unimportant ■ 4. Important ■ 5. Extremely important

On a scale of 1-5 (where 1 is not at all important and 5 is extremely important), how important to your voting decision is the political situation in your country of origin?

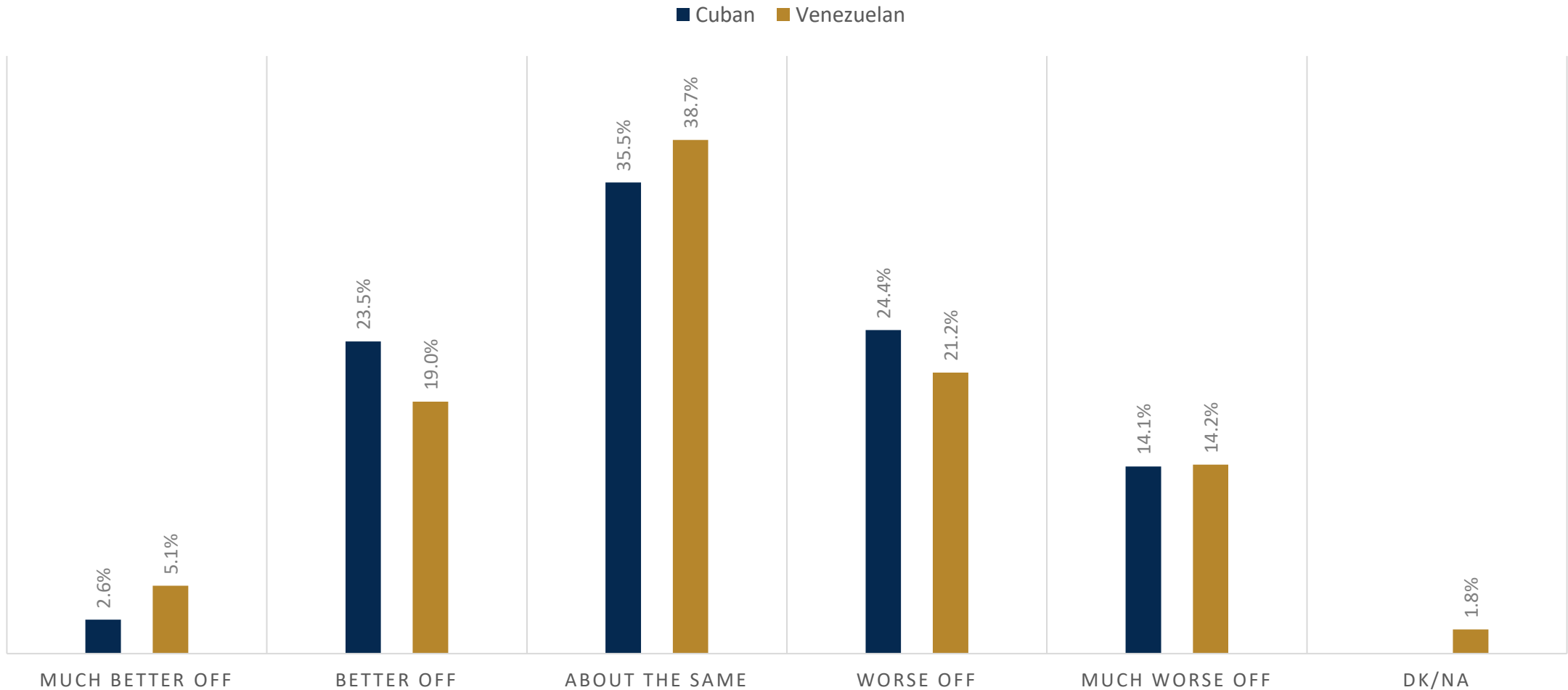


| | 1. Not at all important | 2. Not important | 3. Neither important nor unimportant | 4. Important | 5. Extremely important | Total |
|---------------|-------------------------|------------------|--------------------------------------|--------------|------------------------|--------|
| ■ Republican | 10.5% | 21.0% | 10.5% | 29.5% | 28.6% | 100.0% |
| ■ Democratic | 6.3% | 12.7% | 16.2% | 29.6% | 35.2% | 100.0% |
| ■ Independent | 9.9% | 14.7% | 12.6% | 33.5% | 29.3% | 100.0% |
| ■ None | 30.0% | 31.4% | 12.9% | 15.7% | 10.0% | 100.0% |

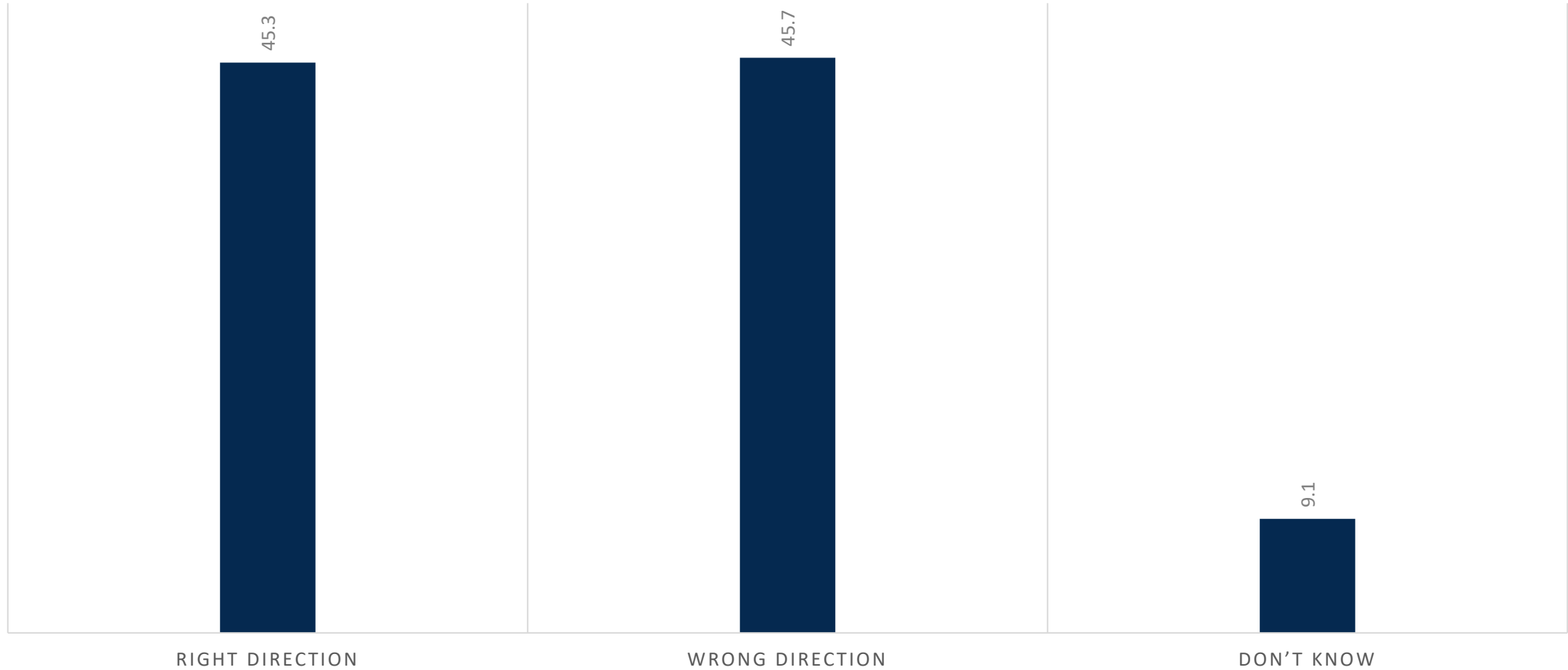
Personally speaking, are you better off today, about the same or worse off than before the COVID-19 pandemic?



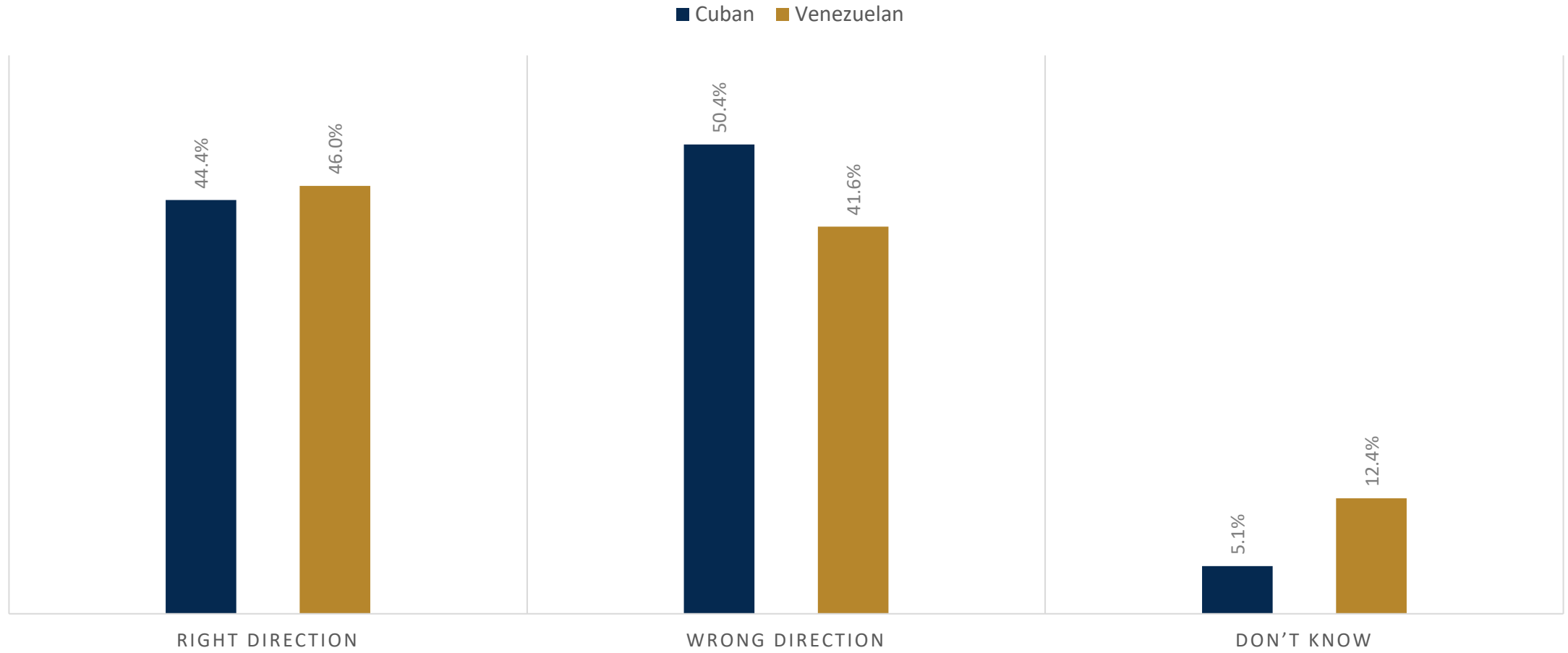
Personally speaking, are you better off today, about the same or worse off than before the COVID-19 pandemic?



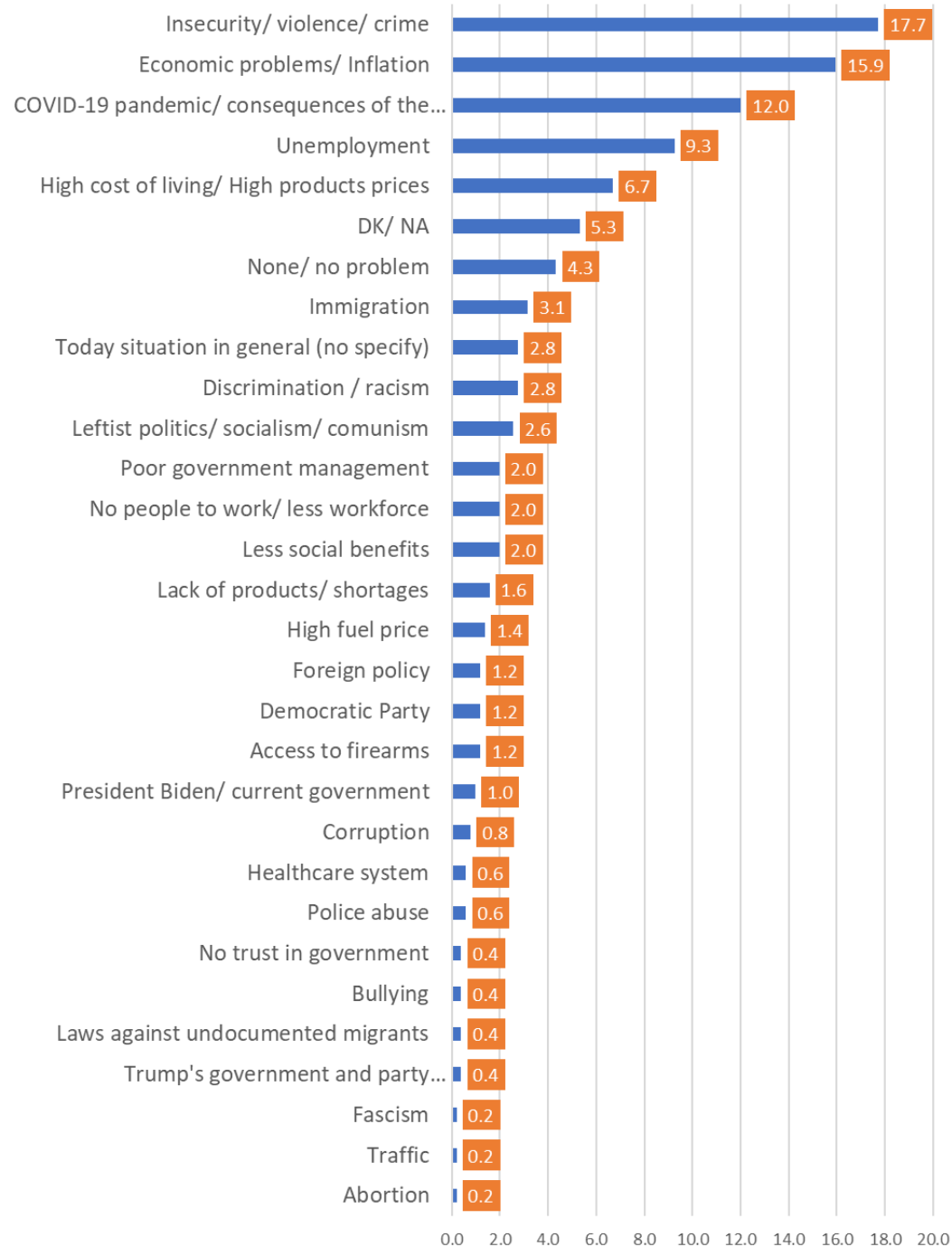
Do you think the United States is headed in the right direction or wrong direction?



Do you think the United States is headed in the right direction or wrong direction?

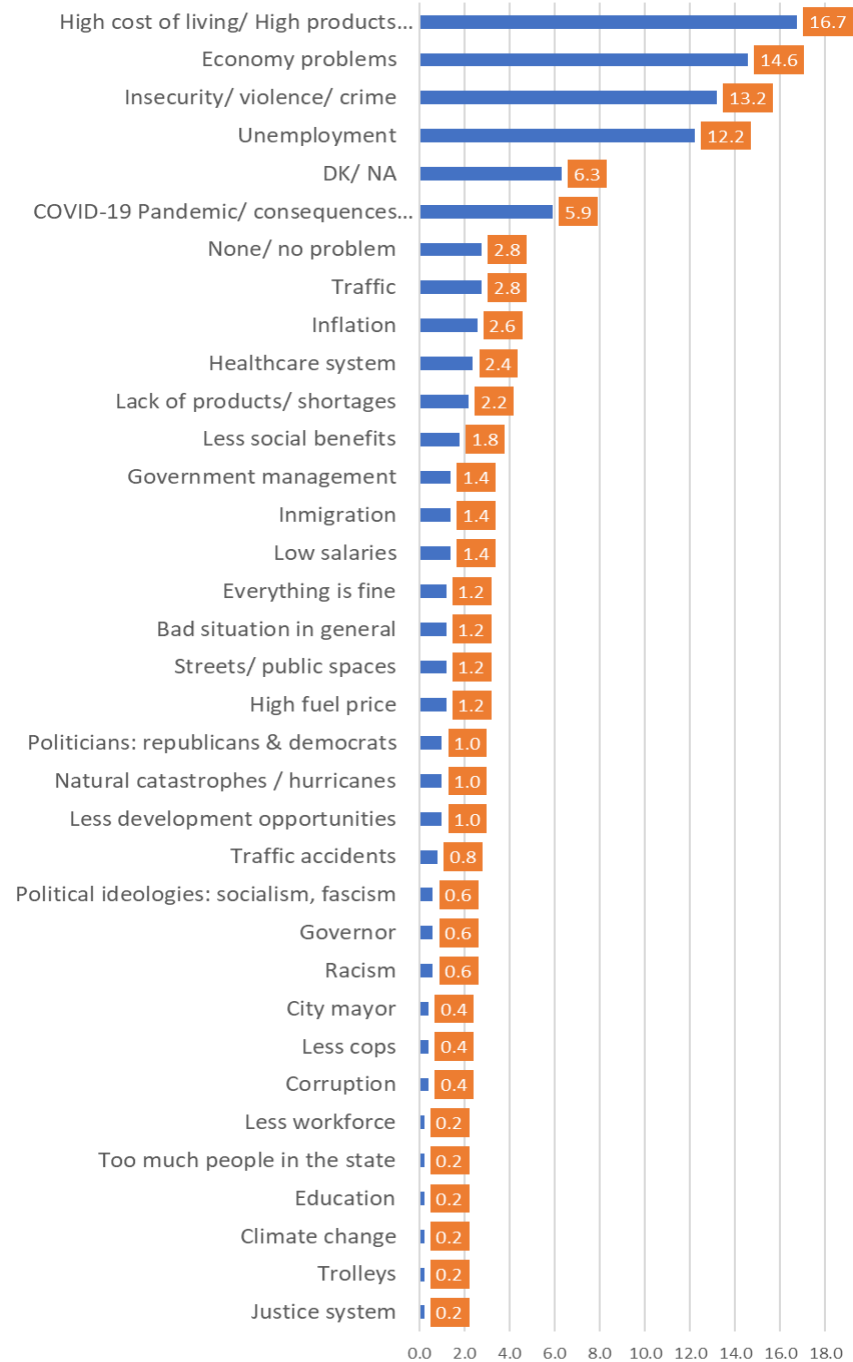


In your opinion, what is the most important problem facing the United States today?

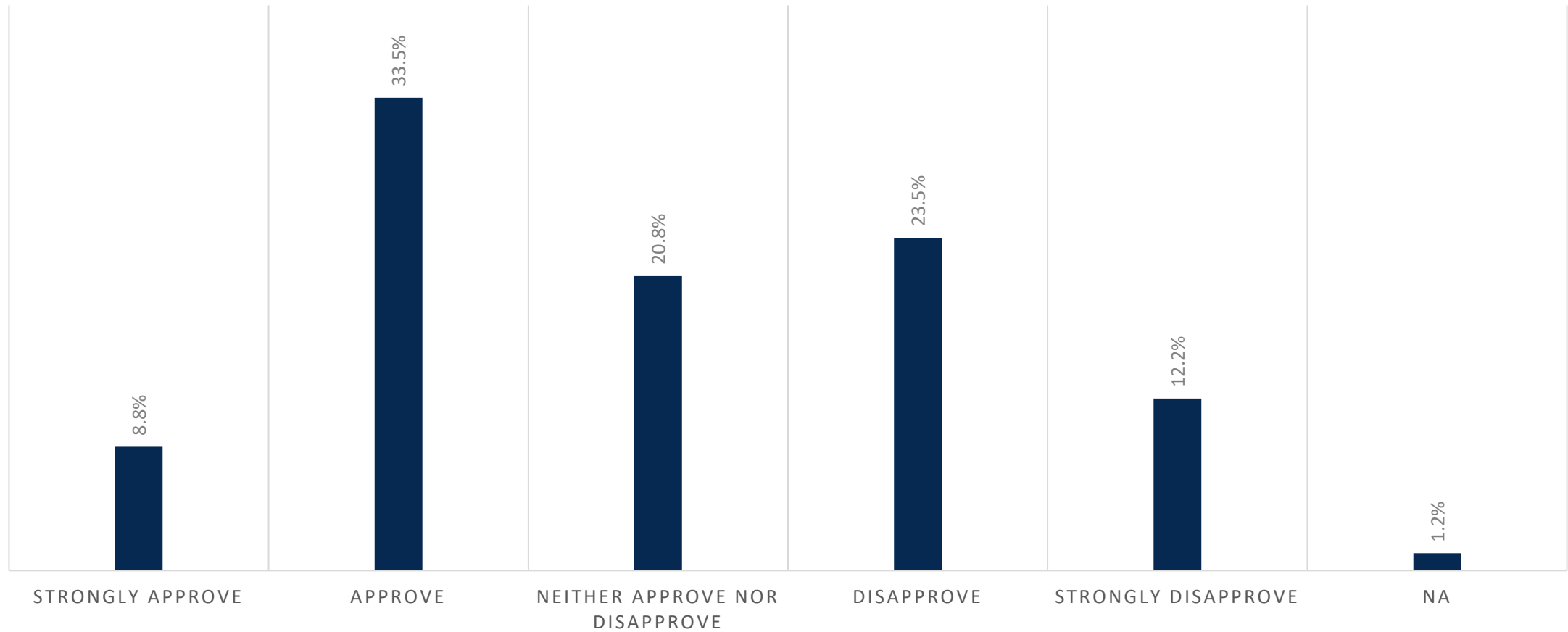


**Economic issues
35.3%**

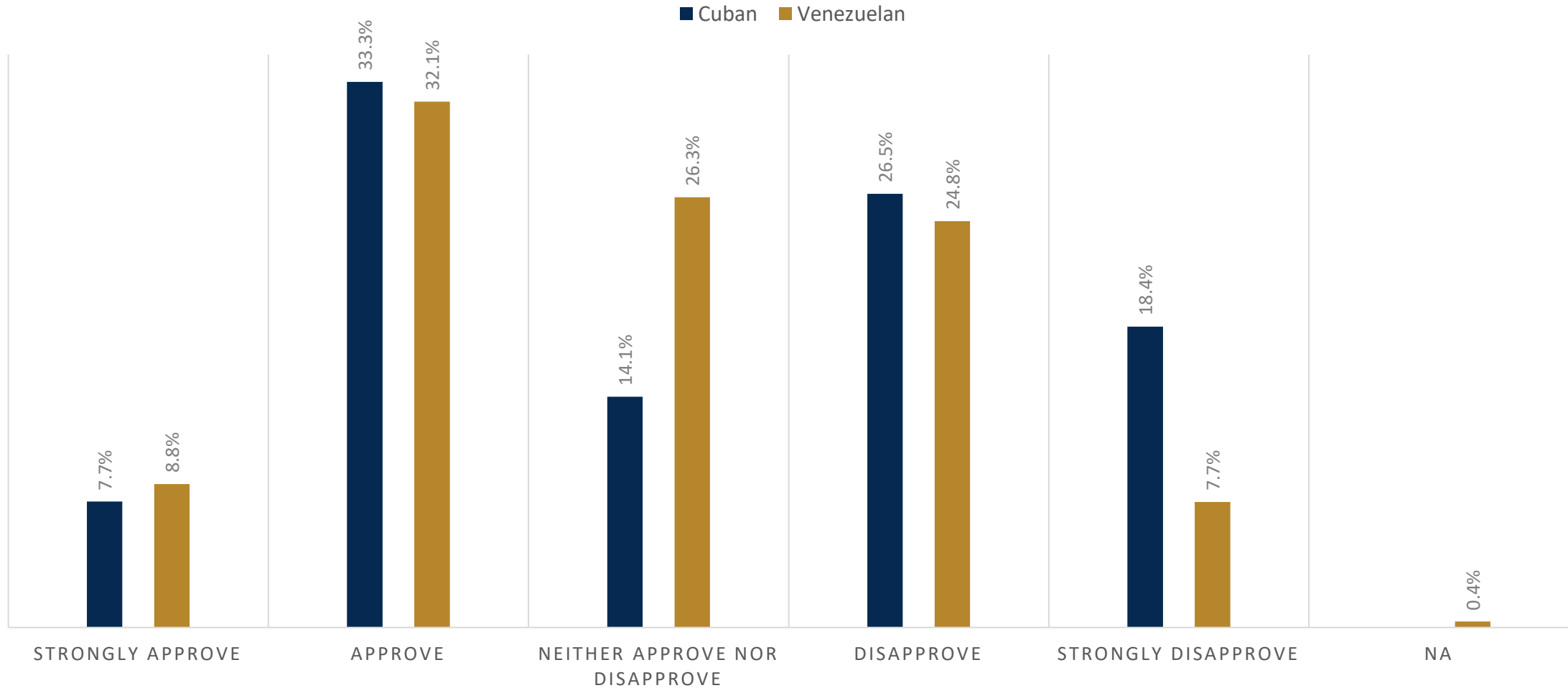
Thinking about the situation in our state, what do you think is the biggest problem facing Florida today?



Do you approve or disapprove of the way in which President Biden is doing his job?

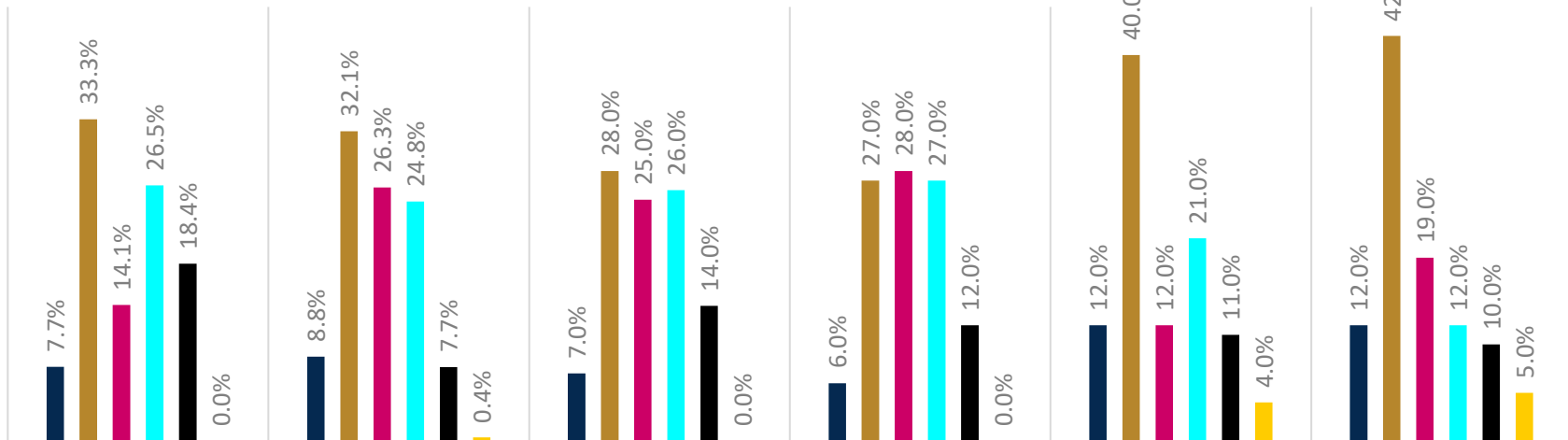


Do you approve or disapprove of the way in which President Biden is doing his job?



Do you approve or disapprove of the way in which President Biden is doing his job?

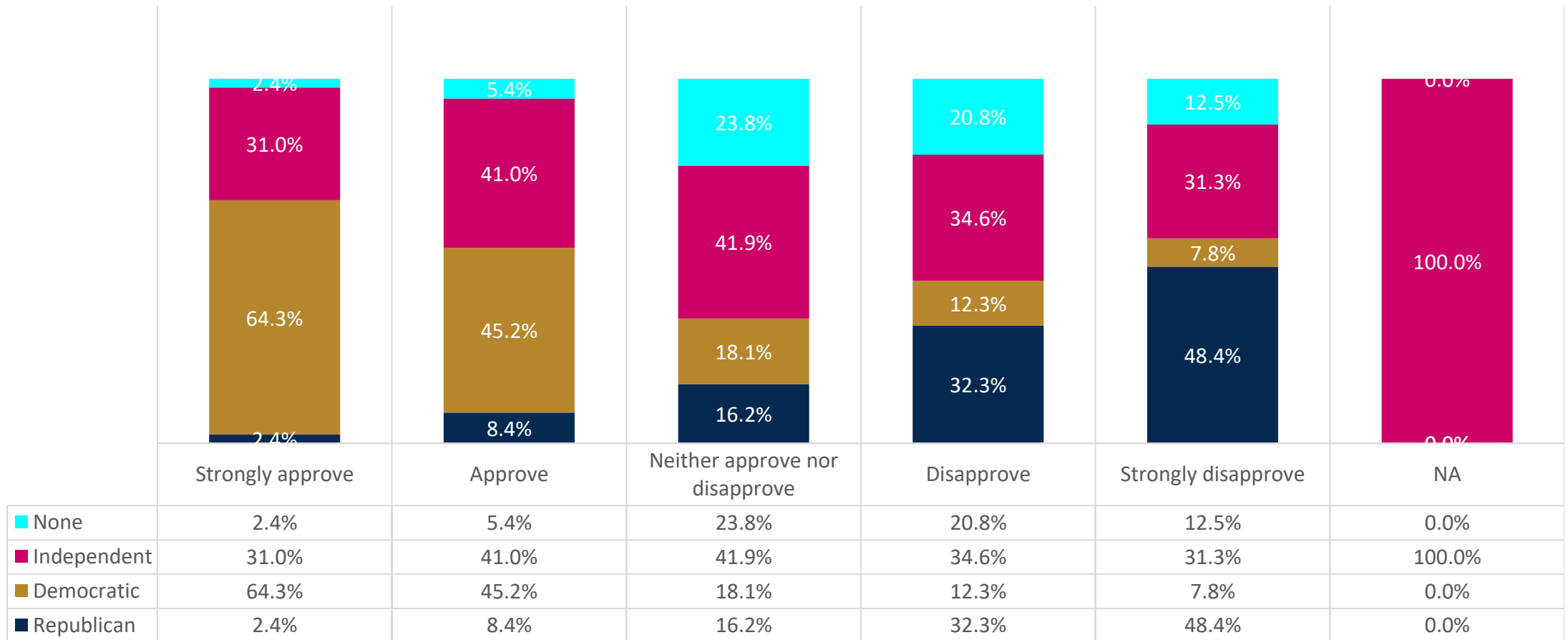
■ Strongly Approve
 ■ Approve
 ■ Neither approve nor disapprove
 ■ Disapprove
 ■ Strongly disapprove
 ■ NA



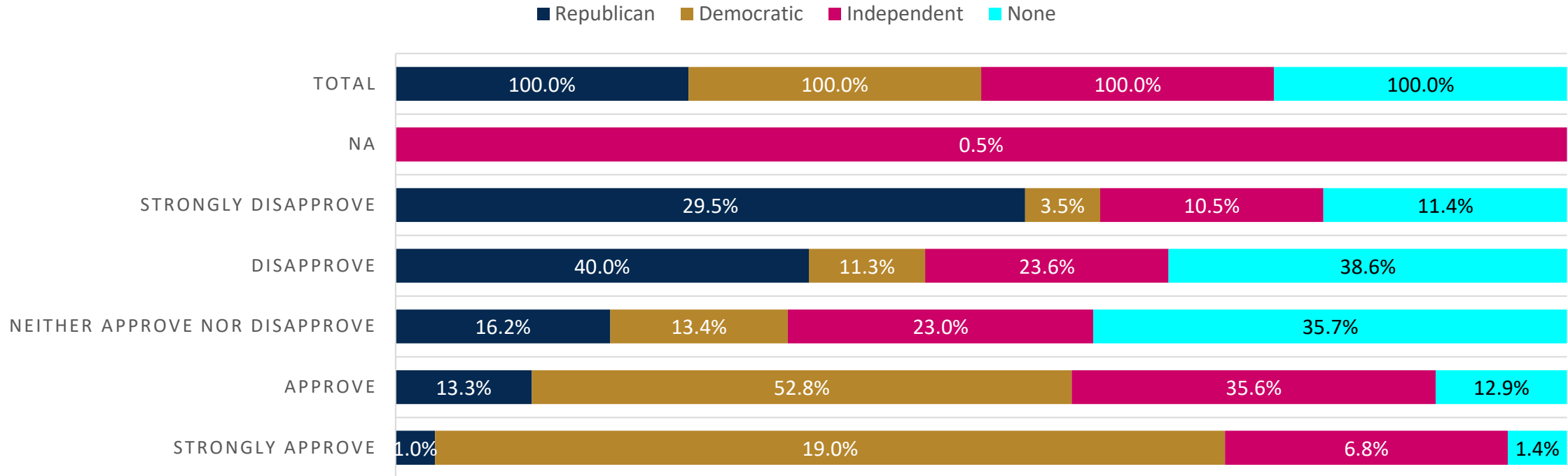
| | | | | | | |
|--------------------------------|-------|-------|-------|-------|-------|-------|
| Strongly Approve | 7.7% | 8.8% | 7.0% | 6.0% | 12.0% | 12.0% |
| Approve | 33.3% | 32.1% | 28.0% | 27.0% | 40.0% | 42.0% |
| Neither approve nor disapprove | 14.1% | 26.3% | 25.0% | 28.0% | 12.0% | 19.0% |
| Disapprove | 26.5% | 24.8% | 26.0% | 27.0% | 21.0% | 12.0% |
| Strongly disapprove | 18.4% | 7.7% | 14.0% | 12.0% | 11.0% | 10.0% |
| NA | 0.0% | 0.4% | 0.0% | 0.0% | 4.0% | 5.0% |

Do you approve or disapprove of the way in which President Biden is doing his job?

■ Republican ■ Democratic ■ Independent ■ None

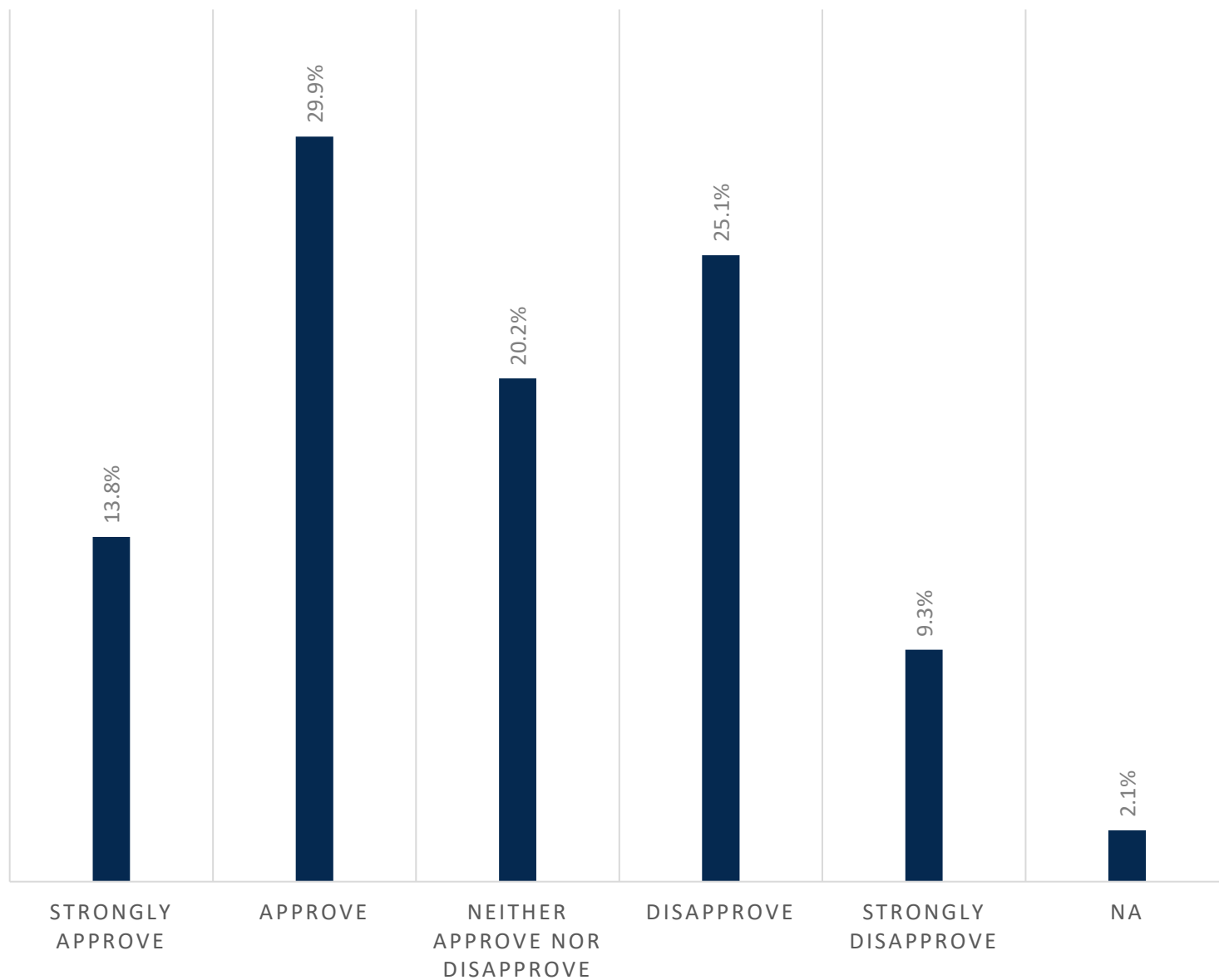


Do you approve or disapprove of the way in which President Biden is doing his job?

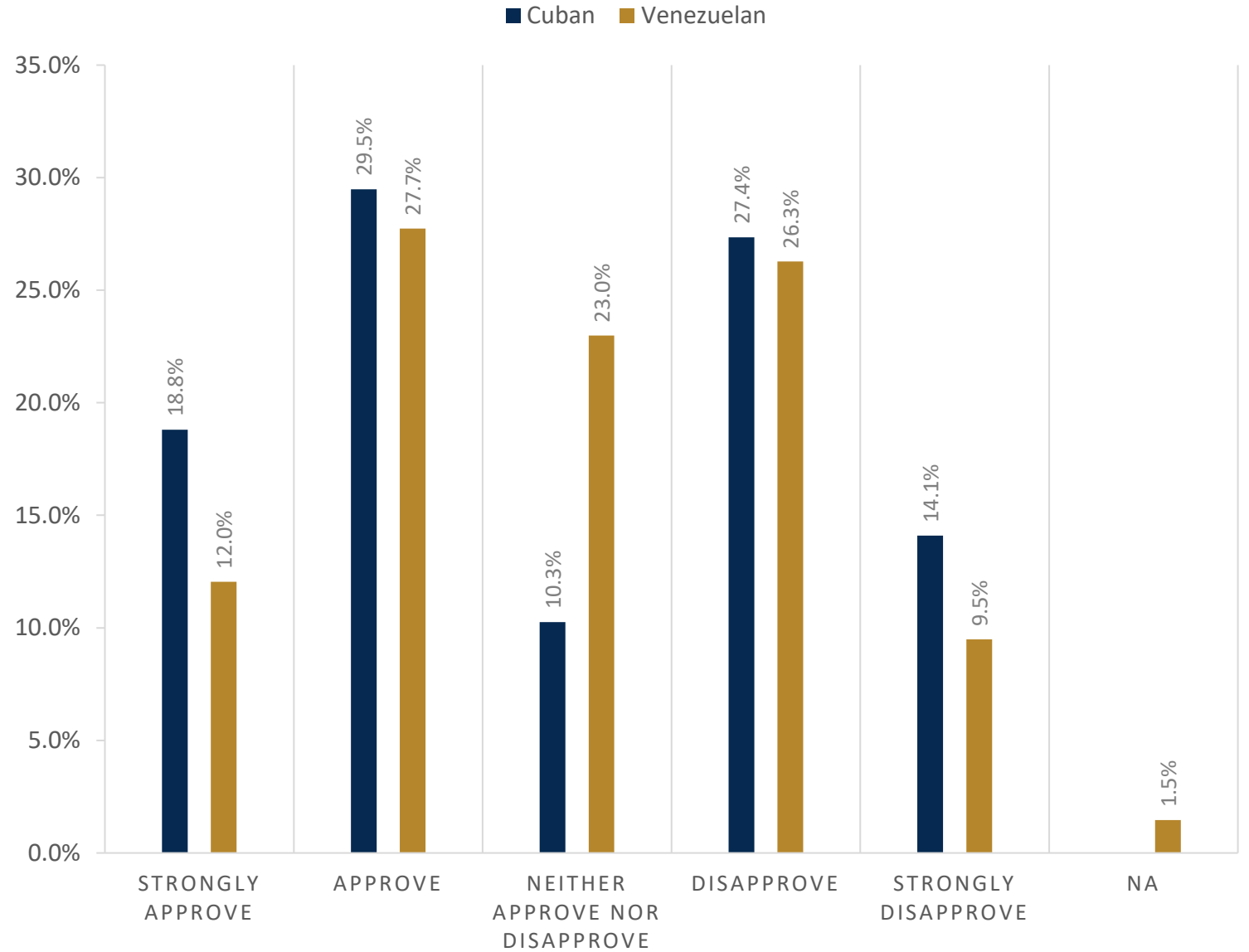


| | Strongly approve | Approve | Neither approve nor disapprove | Disapprove | Strongly disapprove | NA | Total |
|-------------|------------------|---------|--------------------------------|------------|---------------------|------|--------|
| Republican | 1.0% | 13.3% | 16.2% | 40.0% | 29.5% | | 100.0% |
| Democratic | 19.0% | 52.8% | 13.4% | 11.3% | 3.5% | | 100.0% |
| Independent | 6.8% | 35.6% | 23.0% | 23.6% | 10.5% | 0.5% | 100.0% |
| None | 1.4% | 12.9% | 35.7% | 38.6% | 11.4% | | 100.0% |

Do you approve or disapprove of the way President Biden is handling US policy toward Latin America and the Caribbean?



Do you approve or disapprove of the way President Biden is handling US policy toward Latin America and the Caribbean?



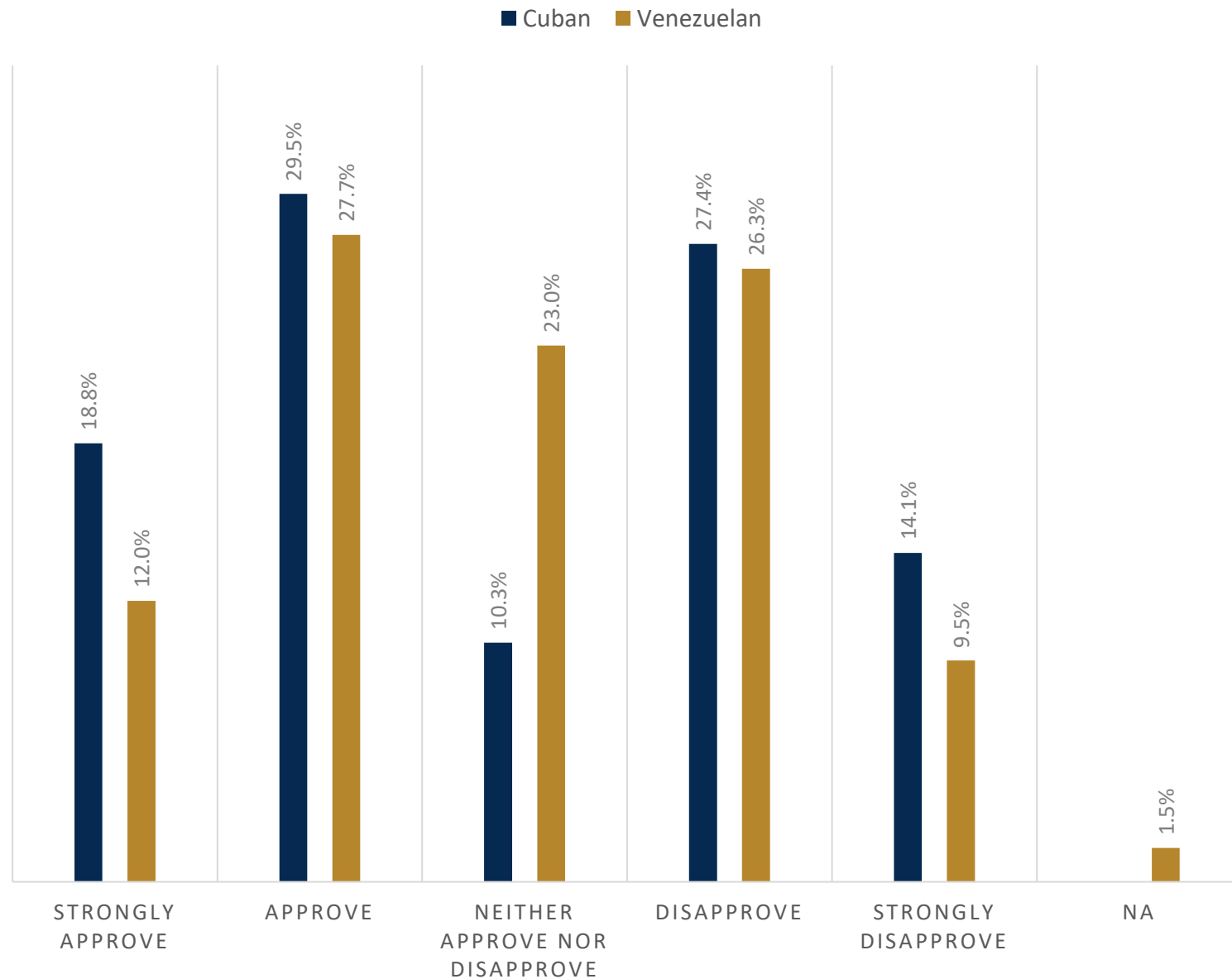
Q14 - Do you approve or disapprove of the way President Biden is handling US policy toward Latin America and the Caribbean?

■ Strongly approve
 ■ Approve
 ■ Neither approve nor disapprove
 ■ Disapprove
 ■ Strongly disapprove
 ■ NA

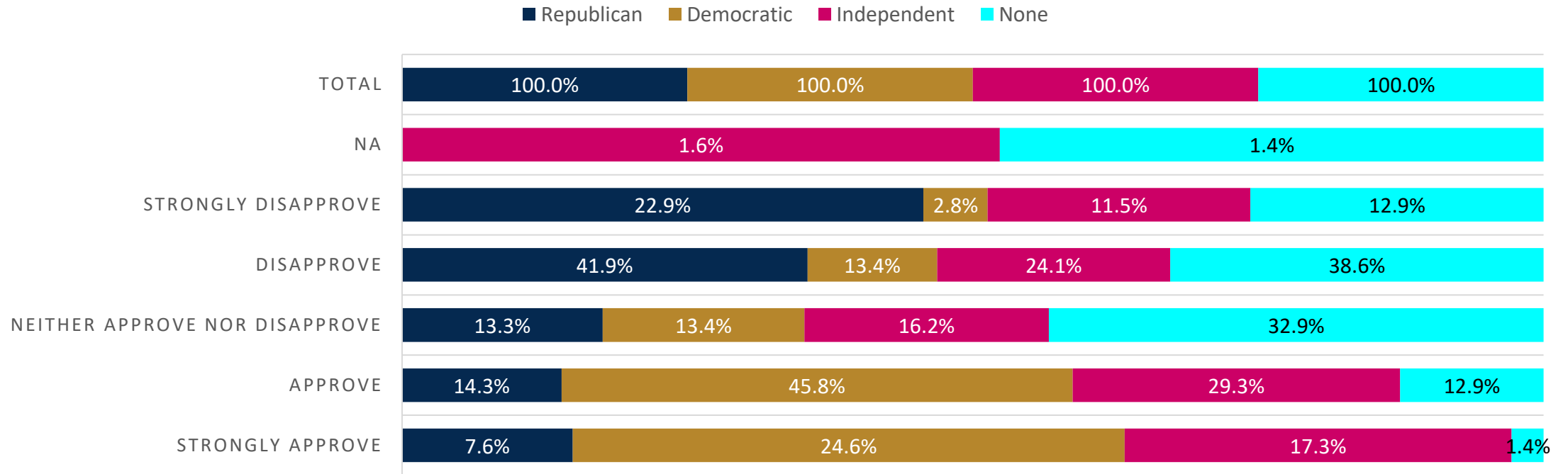


| | Cuban | Venezuelan | Colombian | Nicaraguan | Mexican | Puerto Rican |
|---|-------|------------|-----------|------------|---------|--------------|
| ■ Strongly approve | 18.8% | 12.0% | 10.0% | 11.0% | 15.0% | 14.0% |
| ■ Approve | 29.5% | 27.7% | 28.0% | 25.0% | 30.0% | 42.0% |
| ■ Neither approve nor disapprove | 10.3% | 23.0% | 25.0% | 24.0% | 27.0% | 17.0% |
| ■ Disapprove | 27.4% | 26.3% | 27.0% | 29.0% | 20.0% | 18.0% |
| ■ Strongly disapprove | 14.1% | 9.5% | 10.0% | 11.0% | 5.0% | 2.0% |
| ■ NA | 0.0% | 1.5% | 0.0% | 0.0% | 3.0% | 7.0% |

Do you approve or disapprove of the way President Biden is handling US policy toward Latin America and the Caribbean?



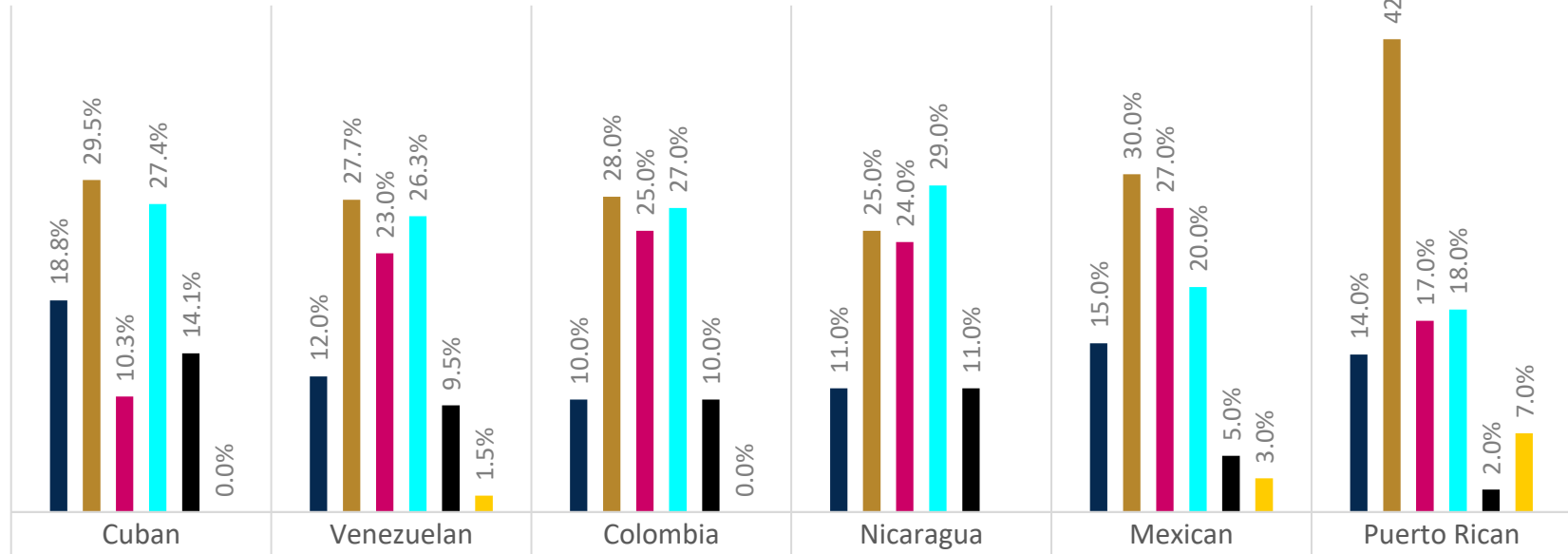
Do you approve or disapprove of the way President Biden is handling US policy toward Latin America and the Caribbean?



| | Strongly approve | Approve | Neither approve nor disapprove | Disapprove | Strongly disapprove | NA | Total |
|---------------|------------------|---------|--------------------------------|------------|---------------------|------|--------|
| ■ Republican | 7.6% | 14.3% | 13.3% | 41.9% | 22.9% | | 100.0% |
| ■ Democratic | 24.6% | 45.8% | 13.4% | 13.4% | 2.8% | | 100.0% |
| ■ Independent | 17.3% | 29.3% | 16.2% | 24.1% | 11.5% | 1.6% | 100.0% |
| ■ None | 1.4% | 12.9% | 32.9% | 38.6% | 12.9% | 1.4% | 100.0% |

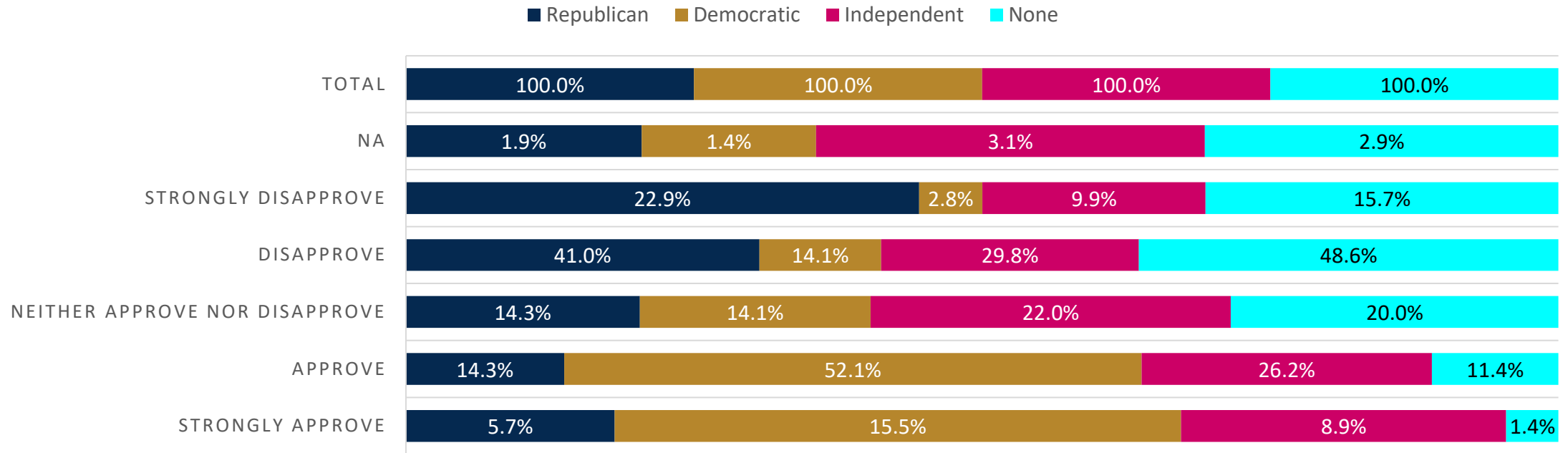
Do you approve or disapprove of the way in which the Biden Administration is handling policy toward Venezuela?

■ Strongly approve
■ Approve
■ Neither approve nor disapprove
■ Disapprove
■ Strongly disapprove
■ NA



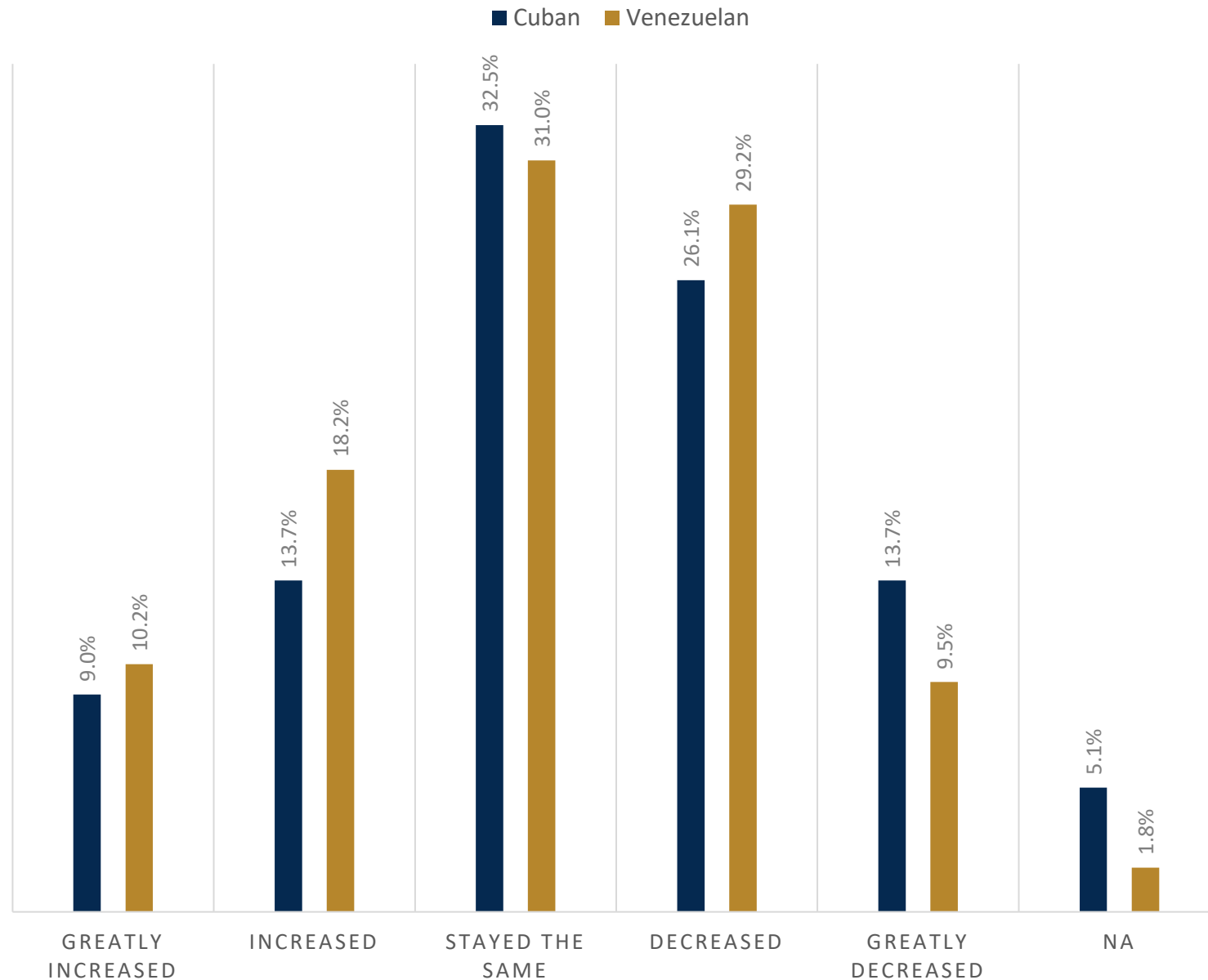
| | | | | | | |
|----------------------------------|-------|-------|-------|-------|-------|-------|
| ■ Strongly approve | 18.8% | 12.0% | 10.0% | 11.0% | 15.0% | 14.0% |
| ■ Approve | 29.5% | 27.7% | 28.0% | 25.0% | 30.0% | 42.0% |
| ■ Neither approve nor disapprove | 10.3% | 23.0% | 25.0% | 24.0% | 27.0% | 17.0% |
| ■ Disapprove | 27.4% | 26.3% | 27.0% | 29.0% | 20.0% | 18.0% |
| ■ Strongly disapprove | 14.1% | 9.5% | 10.0% | 11.0% | 5.0% | 2.0% |
| ■ NA | 0.0% | 1.5% | 0.0% | 0.0% | 3.0% | 7.0% |

Do you approve or disapprove of the way in which the Biden Administration is handling policy toward Venezuela?

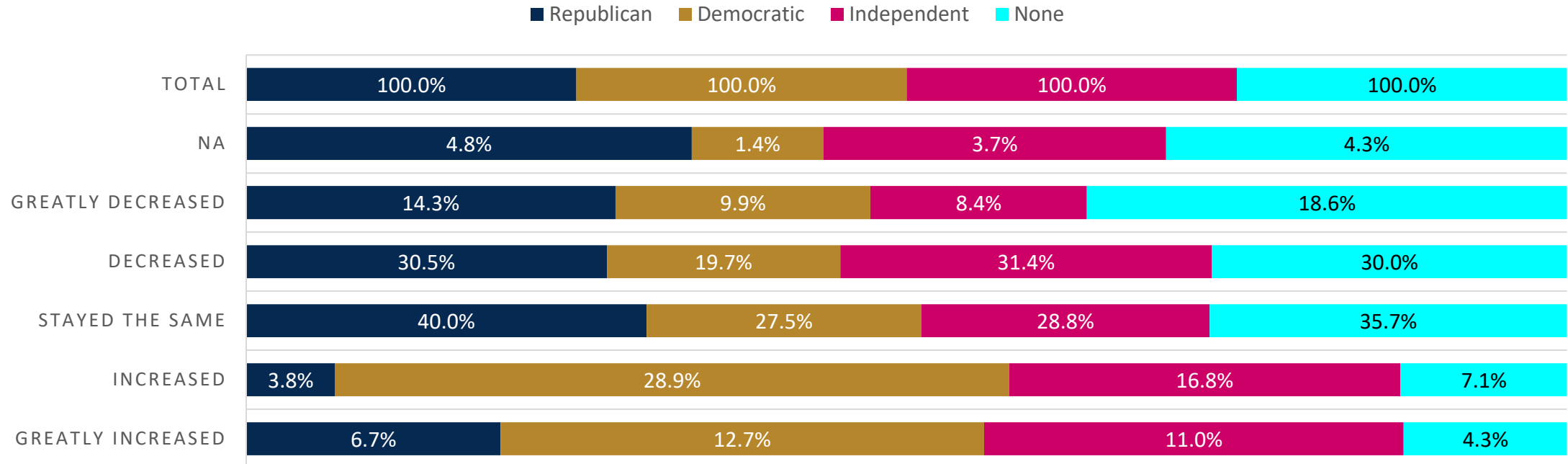


| | Strongly approve | Approve | Neither approve nor disapprove | Disapprove | Strongly disapprove | NA | Total |
|---------------|------------------|---------|--------------------------------|------------|---------------------|------|--------|
| ■ Republican | 5.7% | 14.3% | 14.3% | 41.0% | 22.9% | 1.9% | 100.0% |
| ■ Democratic | 15.5% | 52.1% | 14.1% | 14.1% | 2.8% | 1.4% | 100.0% |
| ■ Independent | 8.9% | 26.2% | 22.0% | 29.8% | 9.9% | 3.1% | 100.0% |
| ■ None | 1.4% | 11.4% | 20.0% | 48.6% | 15.7% | 2.9% | 100.0% |

Has your approval for President Biden increased, decreased, or stayed the same because TPS (Temporary Protective Status) was extended to Venezuelans without an immigration status?

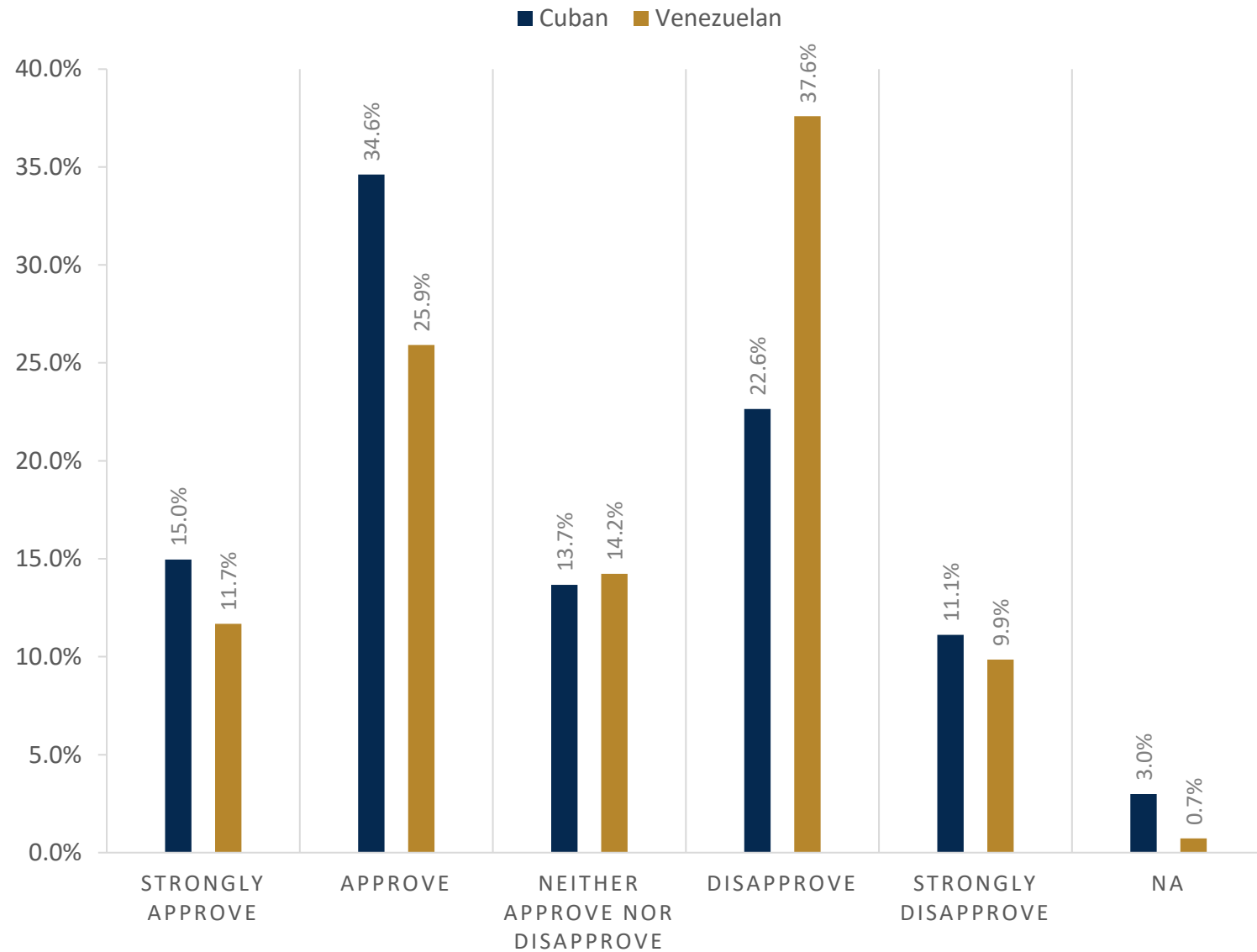


Has your approval for President Biden increased, decreased, or stayed the same because TPS (Temporary Protective Status) was extended to Venezuelans without an immigration status?



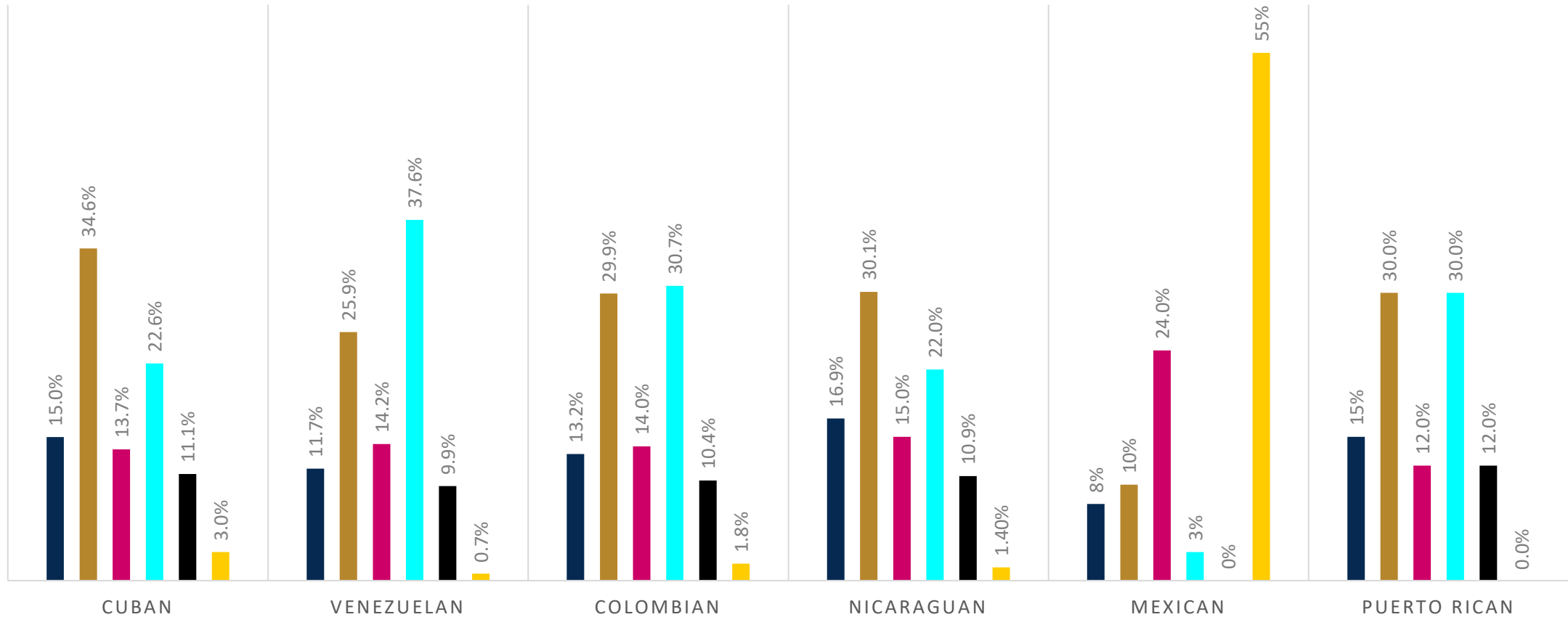
| | Greatly increased | Increased | Stayed the same | Decreased | Greatly decreased | NA | Total |
|---------------|-------------------|-----------|-----------------|-----------|-------------------|------|--------|
| ■ Republican | 6.7% | 3.8% | 40.0% | 30.5% | 14.3% | 4.8% | 100.0% |
| ■ Democratic | 12.7% | 28.9% | 27.5% | 19.7% | 9.9% | 1.4% | 100.0% |
| ■ Independent | 11.0% | 16.8% | 28.8% | 31.4% | 8.4% | 3.7% | 100.0% |
| ■ None | 4.3% | 7.1% | 35.7% | 30.0% | 18.6% | 4.3% | 100.0% |

Do you approve or disapprove of the Biden Administration's decision to continue with Donald Trump's policy of maximum pressure, including economic sanctions, against the government of Venezuela?

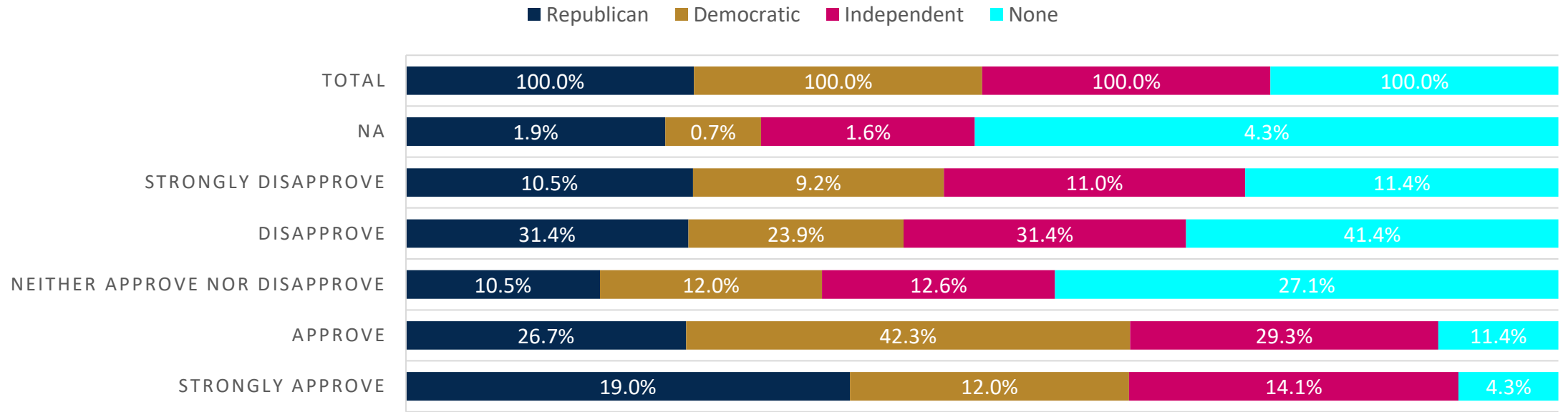


Do you approve or disapprove of the Biden Administration's decision to continue with Donald Trump's policy of maximum pressure, including economic sanctions, against the government of Venezuela?

■ Strongly approve
 ■ Approve
 ■ Neither approve nor disapprove
 ■ Disapprove
 ■ Strongly disapprove
 ■ NA

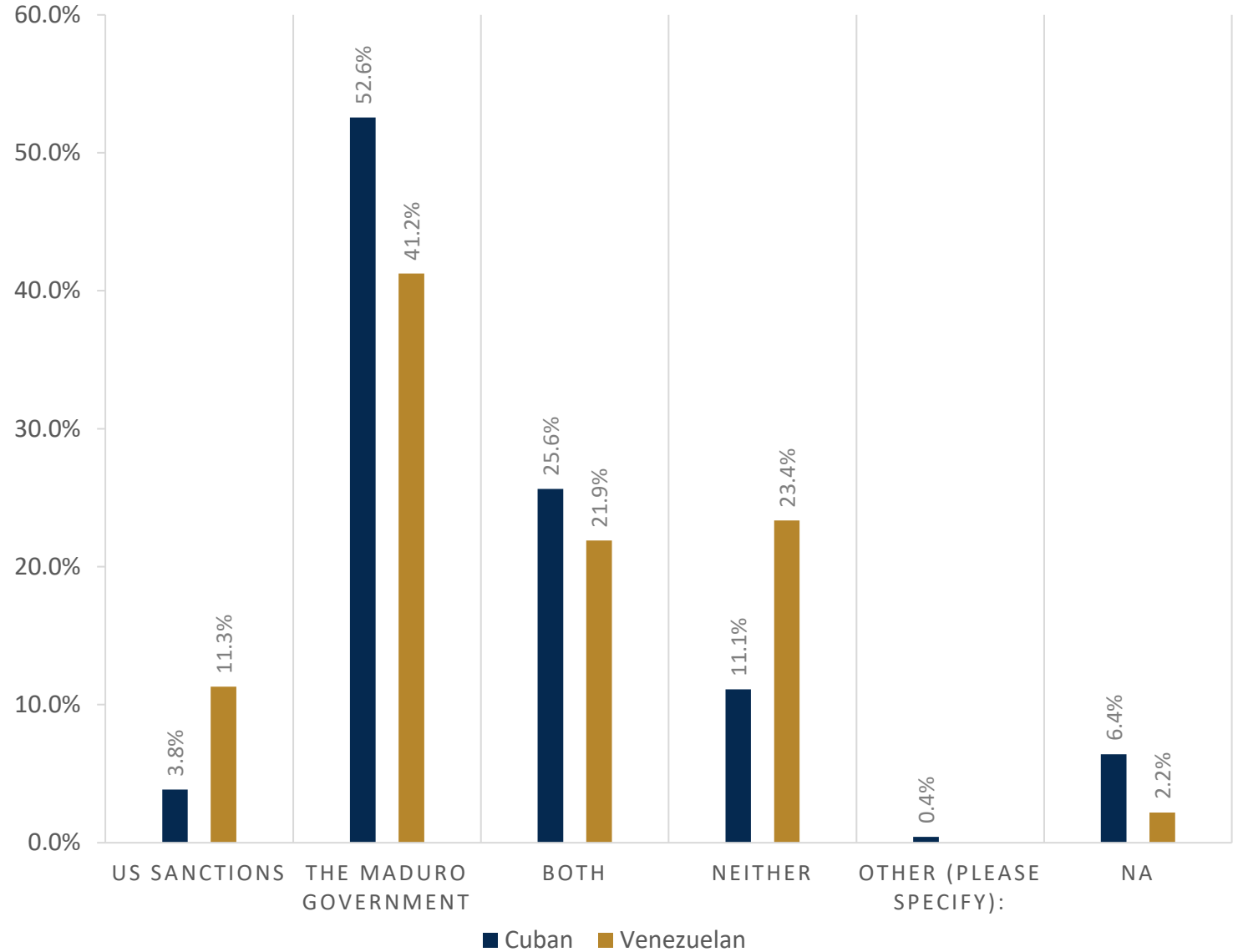


Do you approve or disapprove of the Biden Administration's decision to continue with Donald Trump's policy of maximum pressure, including economic sanctions, against the government of Venezuela?

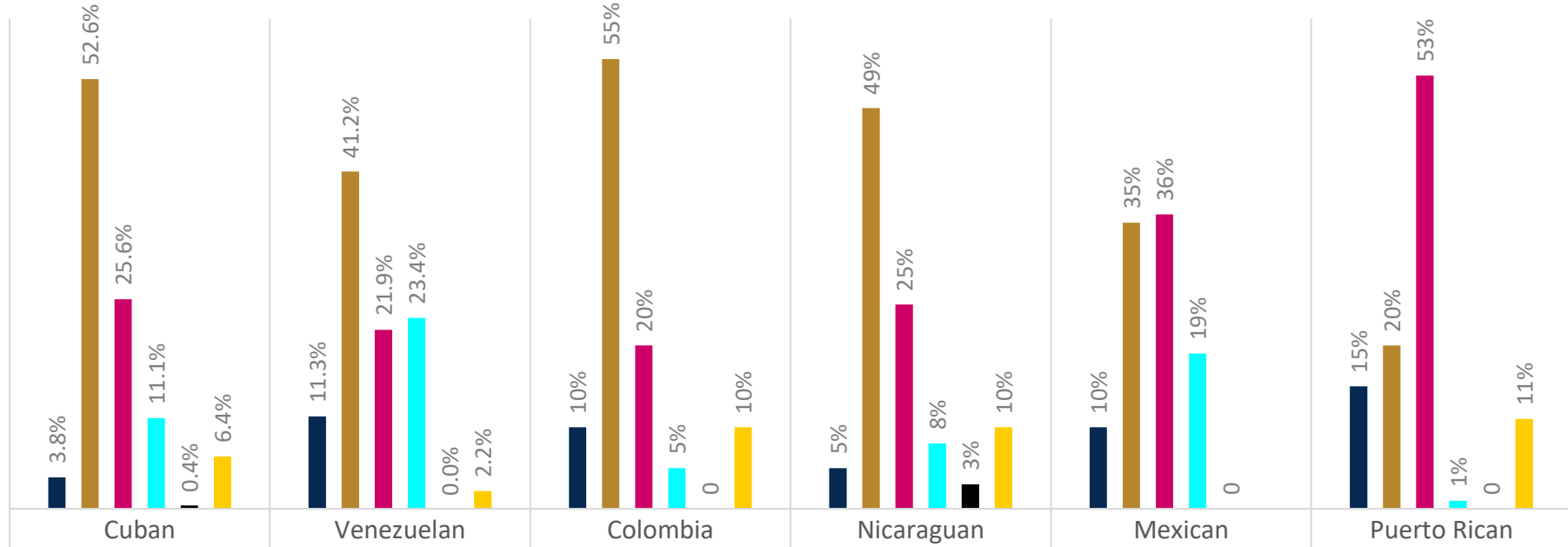


| | Strongly approve | Approve | Neither approve nor disapprove | Disapprove | Strongly disapprove | NA | Total |
|---------------|------------------|---------|--------------------------------|------------|---------------------|------|--------|
| ■ Republican | 19.0% | 26.7% | 10.5% | 31.4% | 10.5% | 1.9% | 100.0% |
| ■ Democratic | 12.0% | 42.3% | 12.0% | 23.9% | 9.2% | 0.7% | 100.0% |
| ■ Independent | 14.1% | 29.3% | 12.6% | 31.4% | 11.0% | 1.6% | 100.0% |
| ■ None | 4.3% | 11.4% | 27.1% | 41.4% | 11.4% | 4.3% | 100.0% |

Who do you believe is responsible for causing the humanitarian emergency in Venezuela, the sanctions imposed by the US government, or the actions of the Venezuelan government led by Nicolás Maduro?

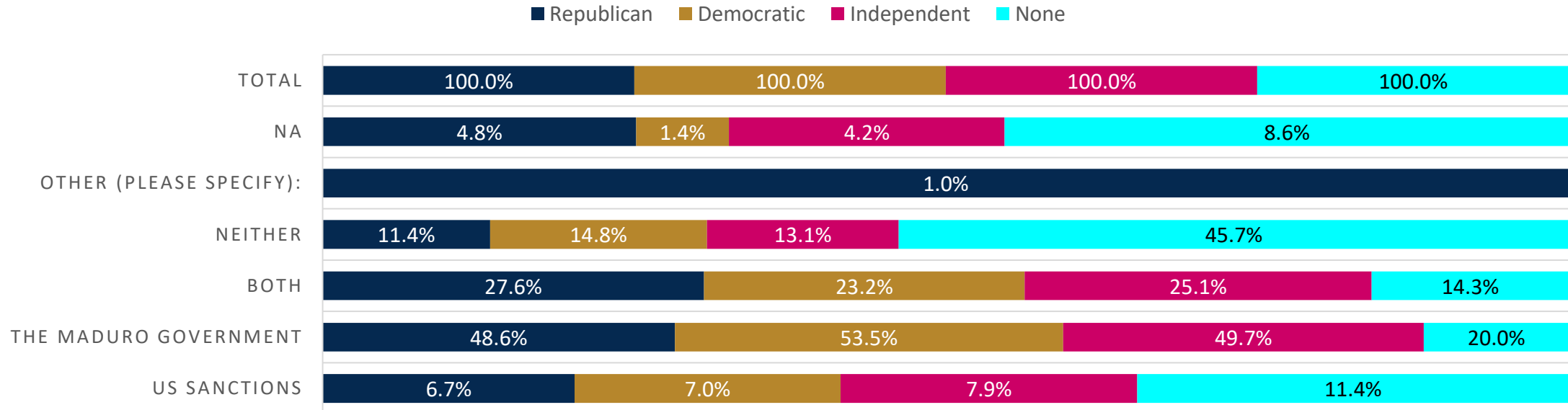


Q18 - Who do you believe is responsible for causing the humanitarian emergency in Venezuela, the sanctions imposed by the US government, or the actions of the Venezuelan government led by Nicolás Maduro?



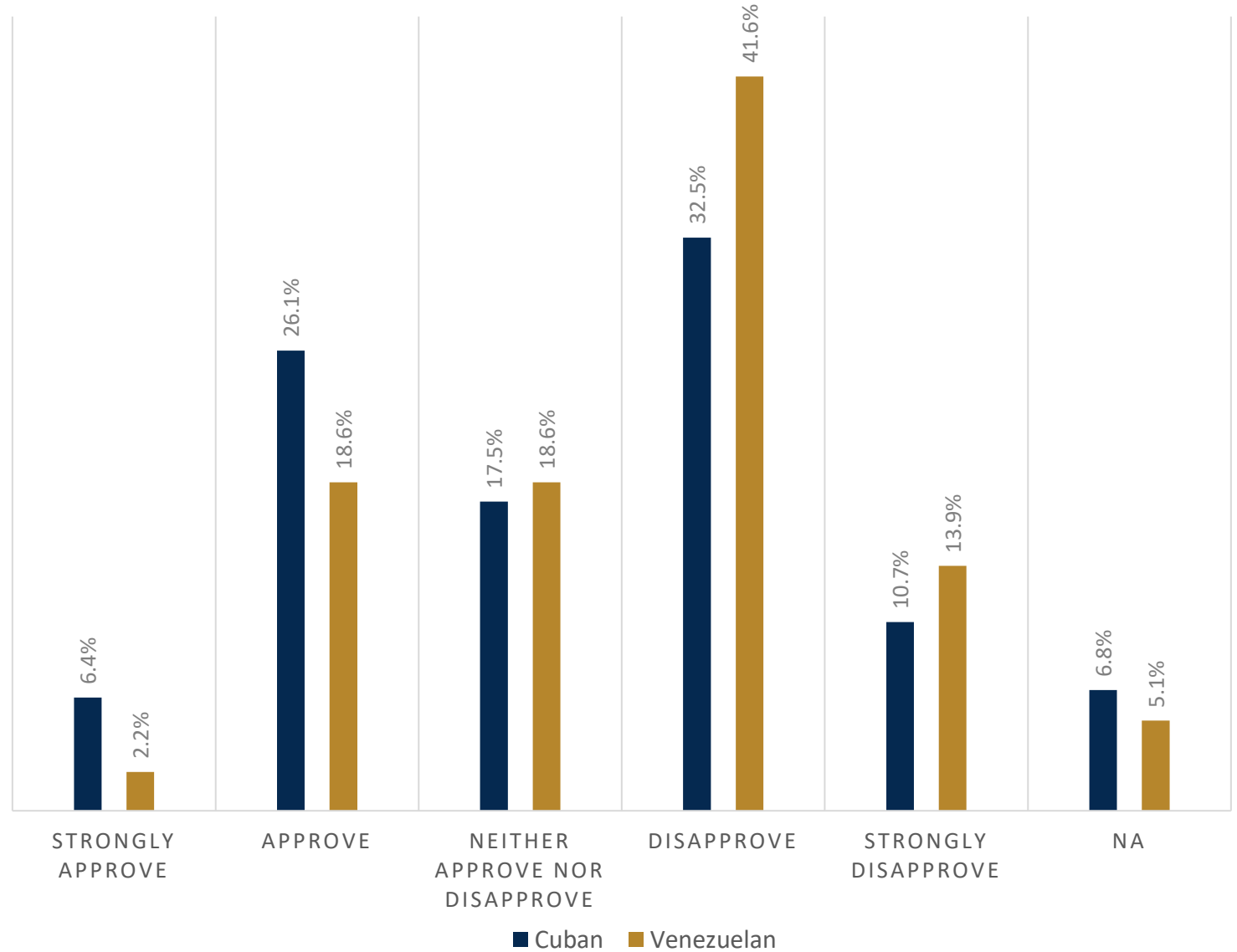
| | | | | | | |
|---------------------------|-------|-------|-----|-----|-----|-----|
| ■ US sanctions | 3.8% | 11.3% | 10% | 5% | 10% | 15% |
| ■ The Maduro government | 52.6% | 41.2% | 55% | 49% | 35% | 20% |
| ■ Both | 25.6% | 21.9% | 20% | 25% | 36% | 53% |
| ■ Neither | 11.1% | 23.4% | 5% | 8% | 19% | 1% |
| ■ Other (please specify): | 0.4% | 0.0% | 0 | 3% | 0 | 0 |
| ■ NA | 6.4% | 2.2% | 10% | 10% | 0 | 11% |

Who do you believe is responsible for causing the humanitarian emergency in Venezuela, the sanctions imposed by the US government, or the actions of the Venezuelan government led by Nicolás Maduro?



| | US sanctions | The Maduro government | Both | Neither | Other (please specify): | NA | Total |
|---------------|--------------|-----------------------|-------|---------|-------------------------|------|--------|
| ■ Republican | 6.7% | 48.6% | 27.6% | 11.4% | 1.0% | 4.8% | 100.0% |
| ■ Democratic | 7.0% | 53.5% | 23.2% | 14.8% | | 1.4% | 100.0% |
| ■ Independent | 7.9% | 49.7% | 25.1% | 13.1% | | 4.2% | 100.0% |
| ■ None | 11.4% | 20.0% | 14.3% | 45.7% | | 8.6% | 100.0% |

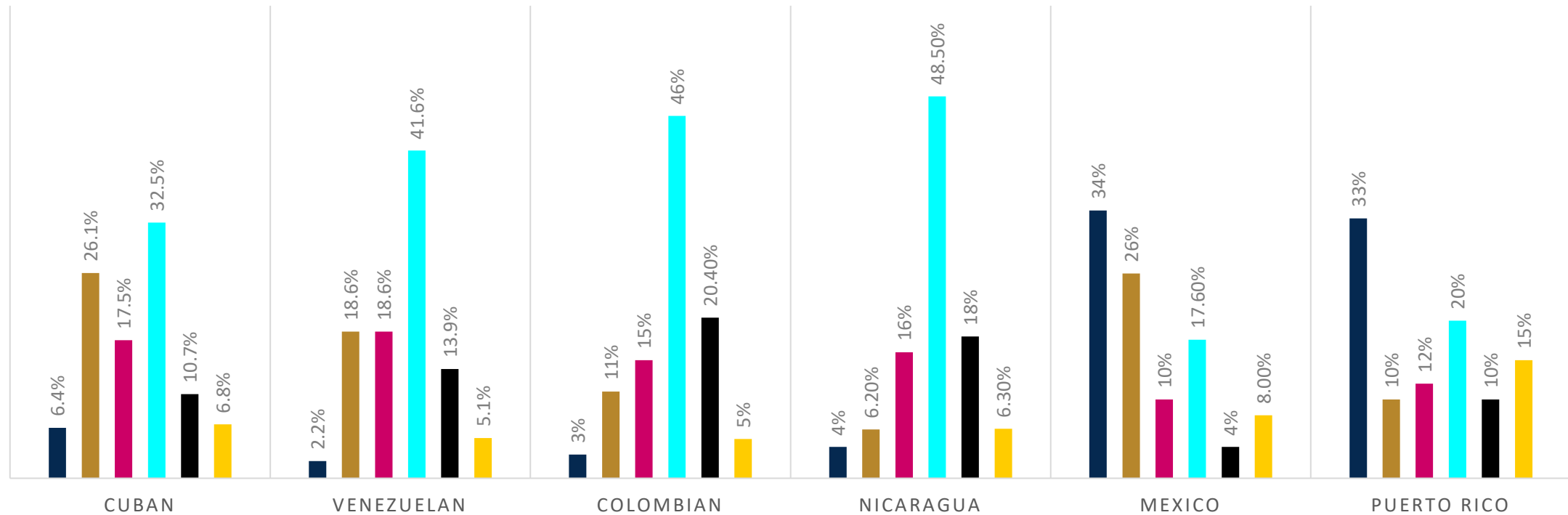
Do you approve or disapprove of the negotiations process between the Maduro government and the opposition in Mexico?



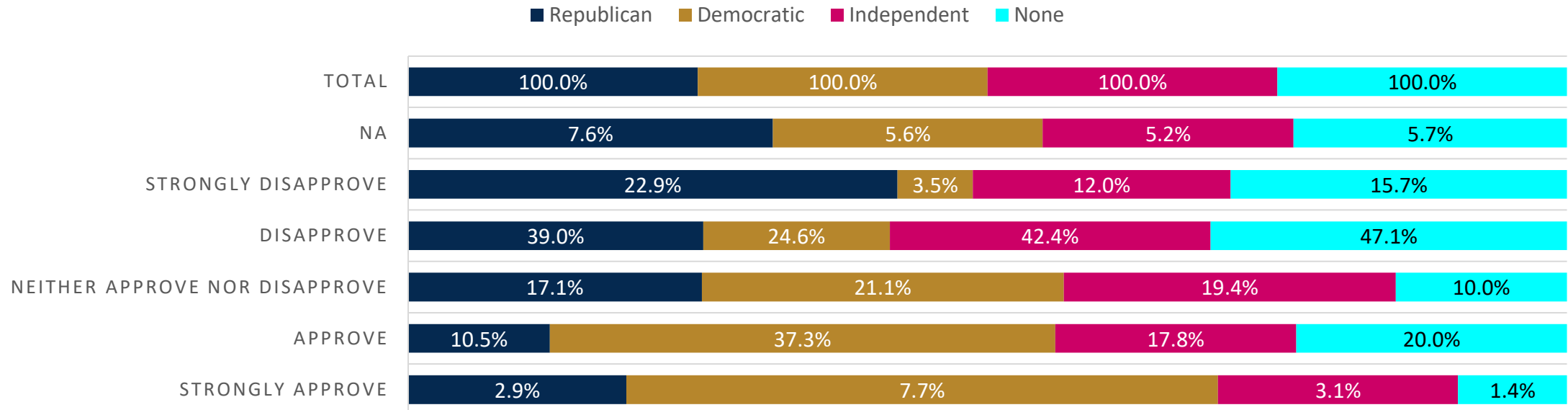
Do you approve or disapprove of the negotiations process between the Maduro government and the opposition in Mexico?

APPROVAL FOR NEGOTIATIONS IN MEXICO

■ Strongly approve ■ Approve ■ Neither approve nor disapprove ■ Disapprove ■ Strongly disapprove ■ NA

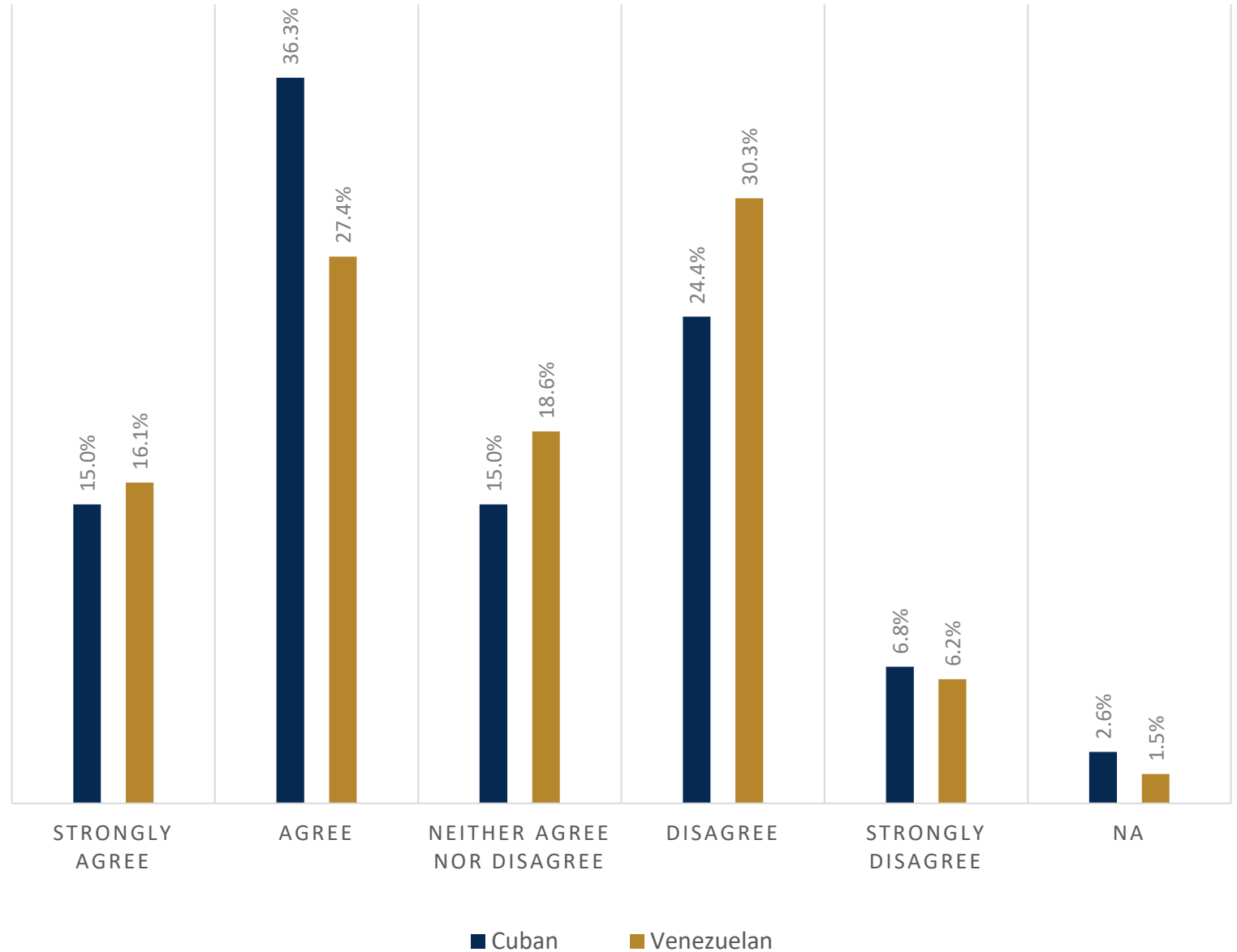


Do you approve or disapprove of the negotiations process between the Maduro government and the opposition in Mexico?

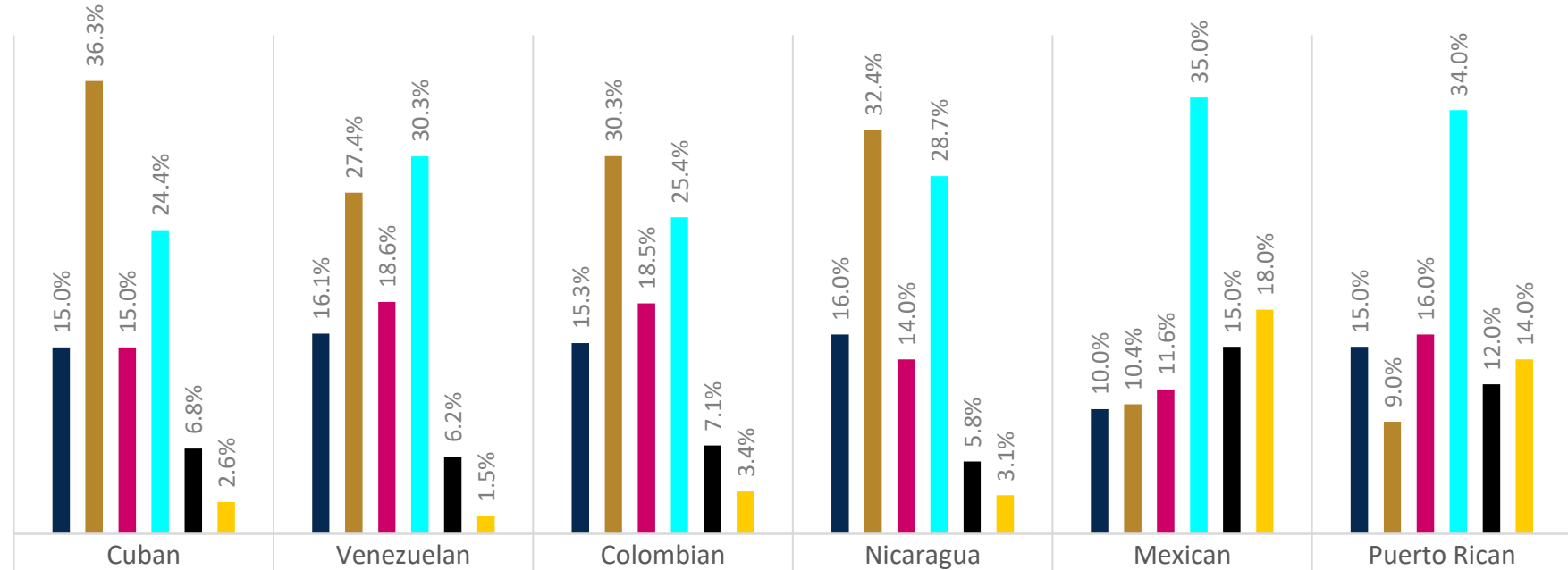


| | Strongly approve | Approve | Neither approve nor disapprove | Disapprove | Strongly disapprove | NA | Total |
|---------------|------------------|---------|--------------------------------|------------|---------------------|------|--------|
| ■ Republican | 2.9% | 10.5% | 17.1% | 39.0% | 22.9% | 7.6% | 100.0% |
| ■ Democratic | 7.7% | 37.3% | 21.1% | 24.6% | 3.5% | 5.6% | 100.0% |
| ■ Independent | 3.1% | 17.8% | 19.4% | 42.4% | 12.0% | 5.2% | 100.0% |
| ■ None | 1.4% | 20.0% | 10.0% | 47.1% | 15.7% | 5.7% | 100.0% |

Do you agree or disagree with the sanctions currently imposed by the United States on the government of Venezuela?



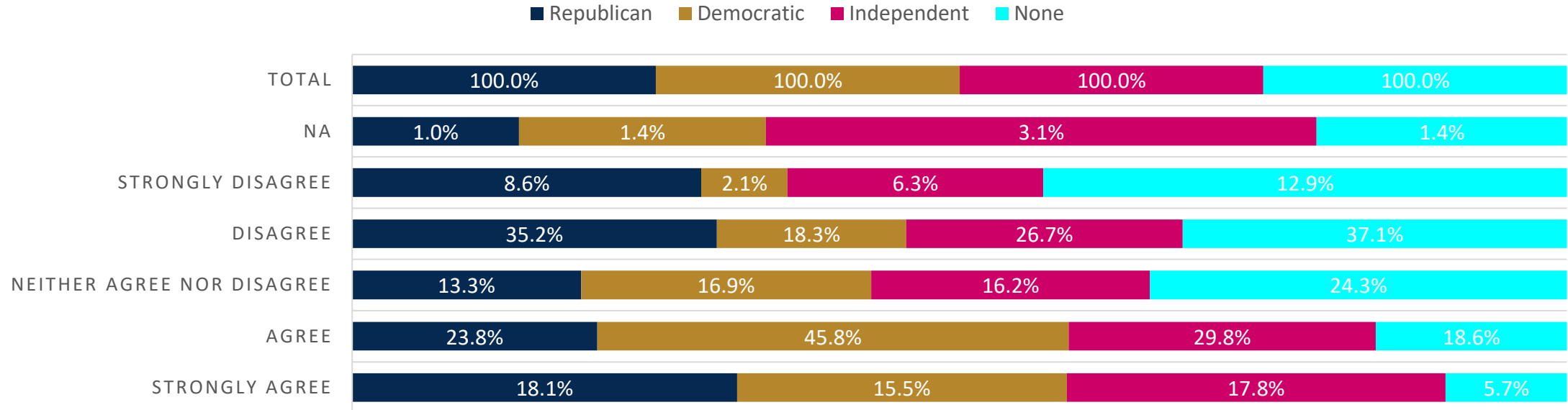
Do you agree or disagree with the sanctions currently imposed by the United States on the government of Venezuela?



| | | | | | | |
|------------------------------|-------|-------|-------|-------|-------|-------|
| ■ Strongly agree | 15.0% | 16.1% | 15.3% | 16.0% | 10.0% | 15.0% |
| ■ Agree | 36.3% | 27.4% | 30.3% | 32.4% | 10.4% | 9.0% |
| ■ Neither agree nor disagree | 15.0% | 18.6% | 18.5% | 14.0% | 11.6% | 16.0% |
| ■ Disagree | 24.4% | 30.3% | 25.4% | 28.7% | 35.0% | 34.0% |
| ■ Strongly disagree | 6.8% | 6.2% | 7.1% | 5.8% | 15.0% | 12.0% |
| ■ NA | 2.6% | 1.5% | 3.4% | 3.1% | 18.0% | 14.0% |

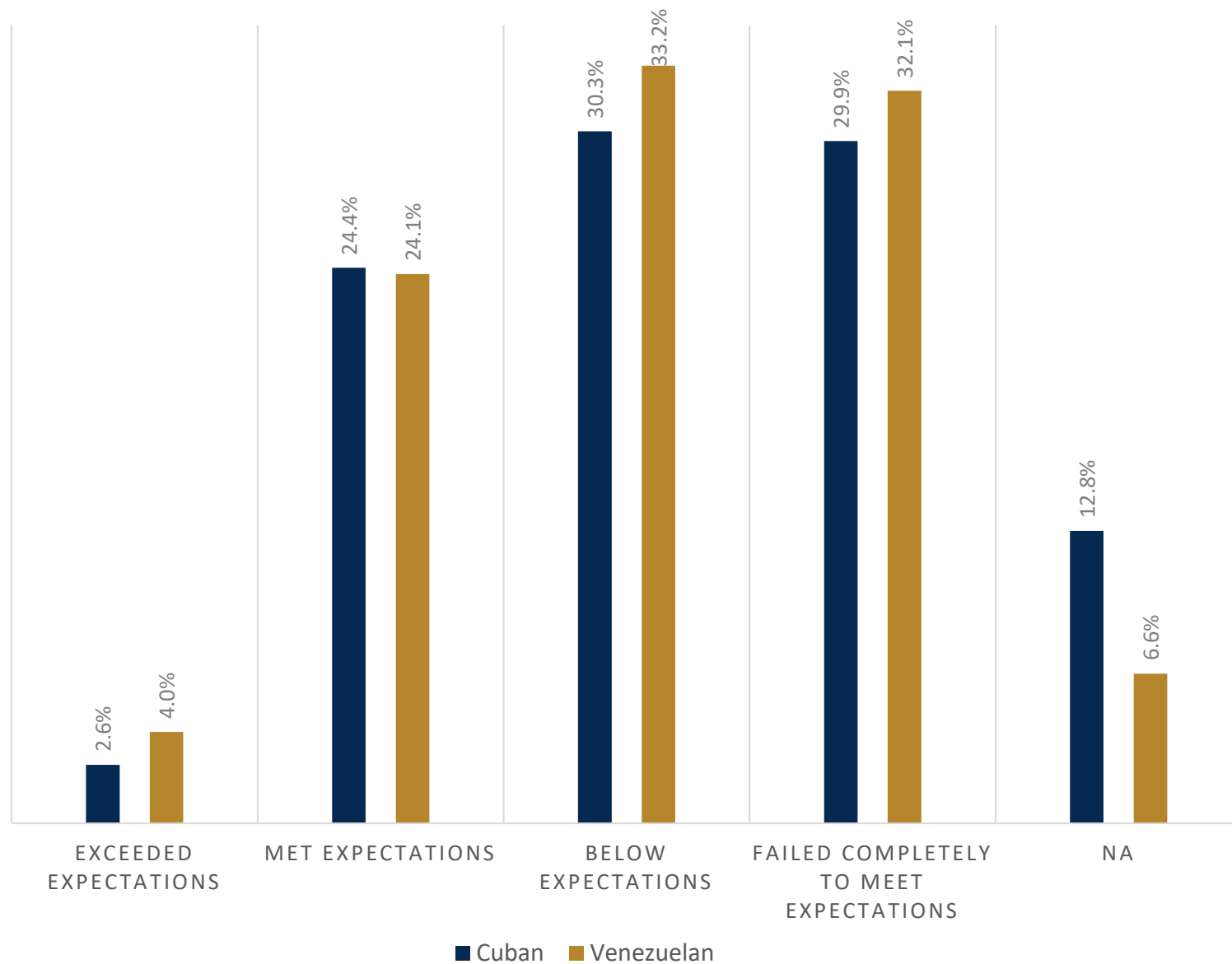
■ Strongly agree
 ■ Agree
 ■ Neither agree nor disagree
 ■ Disagree
 ■ Strongly disagree
 ■ NA

Do you agree or disagree with the sanctions currently imposed by the United States on the government of Venezuela?

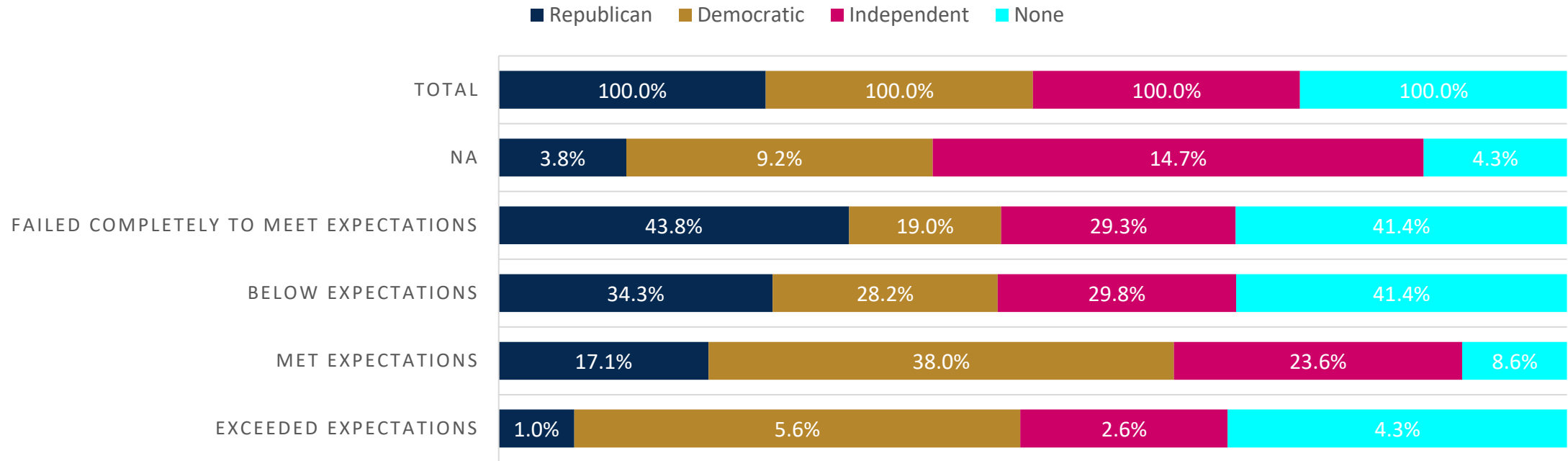


| | Strongly agree | Agree | Neither agree nor disagree | Disagree | Strongly disagree | NA | Total |
|---------------|----------------|-------|----------------------------|----------|-------------------|------|--------|
| ■ Republican | 18.1% | 23.8% | 13.3% | 35.2% | 8.6% | 1.0% | 100.0% |
| ■ Democratic | 15.5% | 45.8% | 16.9% | 18.3% | 2.1% | 1.4% | 100.0% |
| ■ Independent | 17.8% | 29.8% | 16.2% | 26.7% | 6.3% | 3.1% | 100.0% |
| ■ None | 5.7% | 18.6% | 24.3% | 37.1% | 12.9% | 1.4% | 100.0% |

In your opinion, has the Biden Administration's policy of individual sanctions against Nicolas Maduro, Diosdado Cabello, Delcy Rodriguez, Tarek el Aisami, Tarek Saab, and other government officials exceeded your expectations, met your expectations, or failed to meet your expectations?

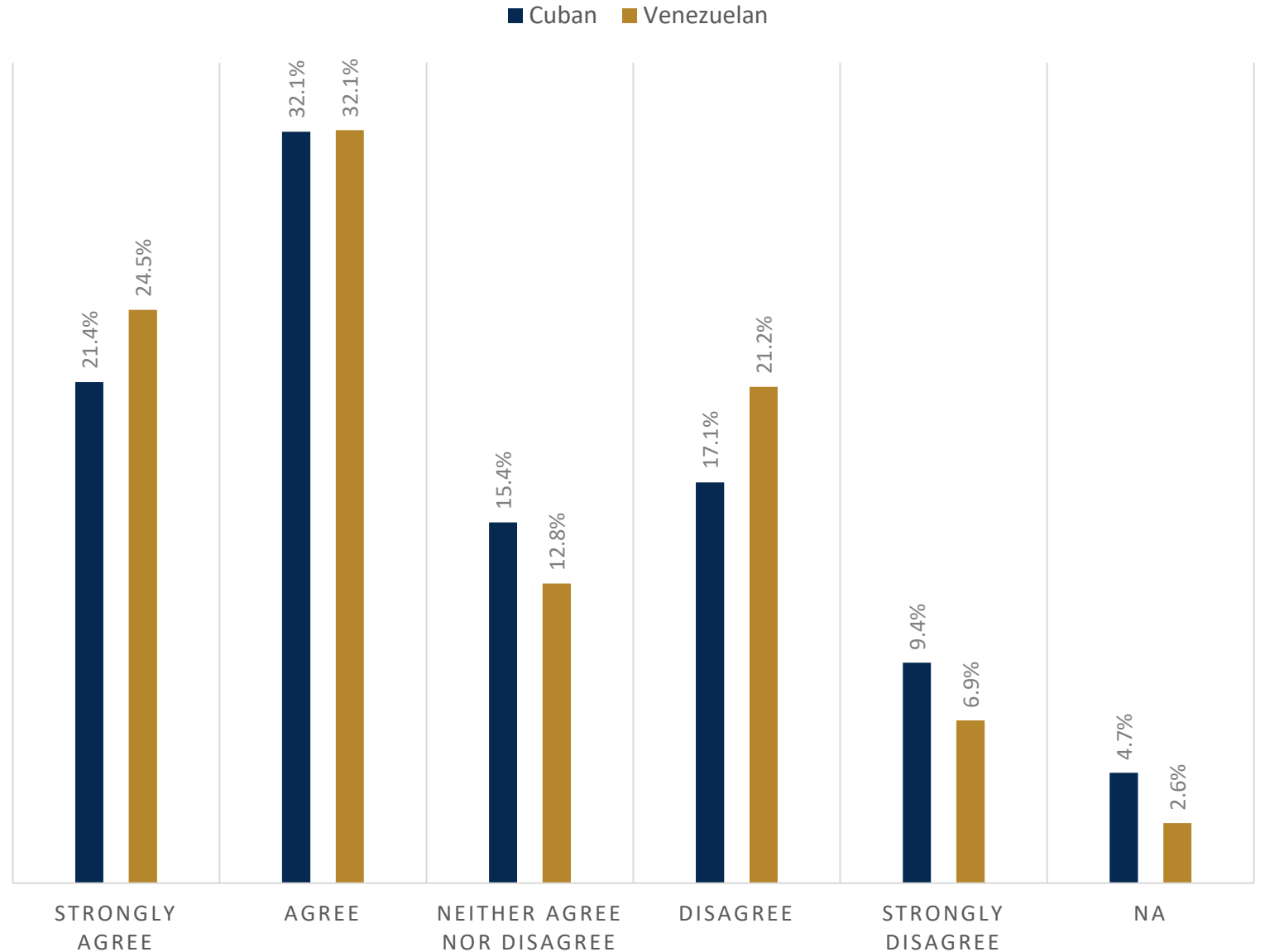


In your opinion, has the Biden Administration's policy of individual sanctions against Nicolas Maduro, Diosdado Cabello, Delcy Rodriguez, Tarek Saab, and other government officials exceeded your expectations, met your expectations, or failed to meet your expectations?

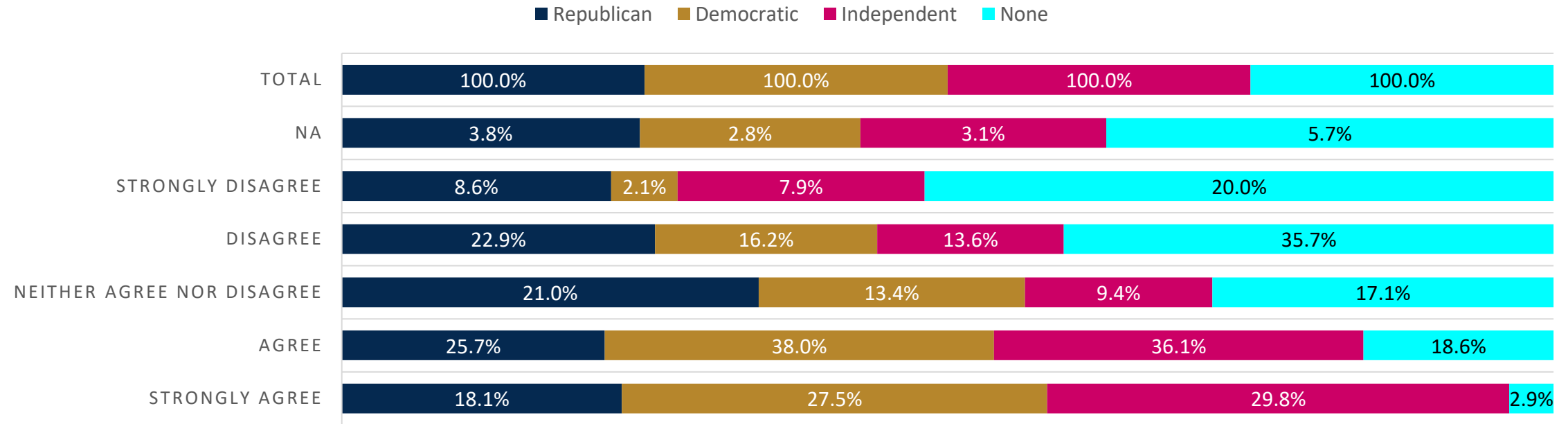


| | Exceeded expectations | Met expectations | Below expectations | Failed completely to meet expectations | NA | Total |
|---------------|-----------------------|------------------|--------------------|--|-------|--------|
| ■ Republican | 1.0% | 17.1% | 34.3% | 43.8% | 3.8% | 100.0% |
| ■ Democratic | 5.6% | 38.0% | 28.2% | 19.0% | 9.2% | 100.0% |
| ■ Independent | 2.6% | 23.6% | 29.8% | 29.3% | 14.7% | 100.0% |
| ■ None | 4.3% | 8.6% | 41.4% | 41.4% | 4.3% | 100.0% |

**Do you agree or disagree with the following statement?
The US and the international community should provide more humanitarian assistance to Venezuela whether or not Nicolás Maduro remains in office.**



Do you agree or disagree with the following statement? The US and the international community should provide more humanitarian assistance to Venezuela whether or not Nicolás Maduro remains in office.

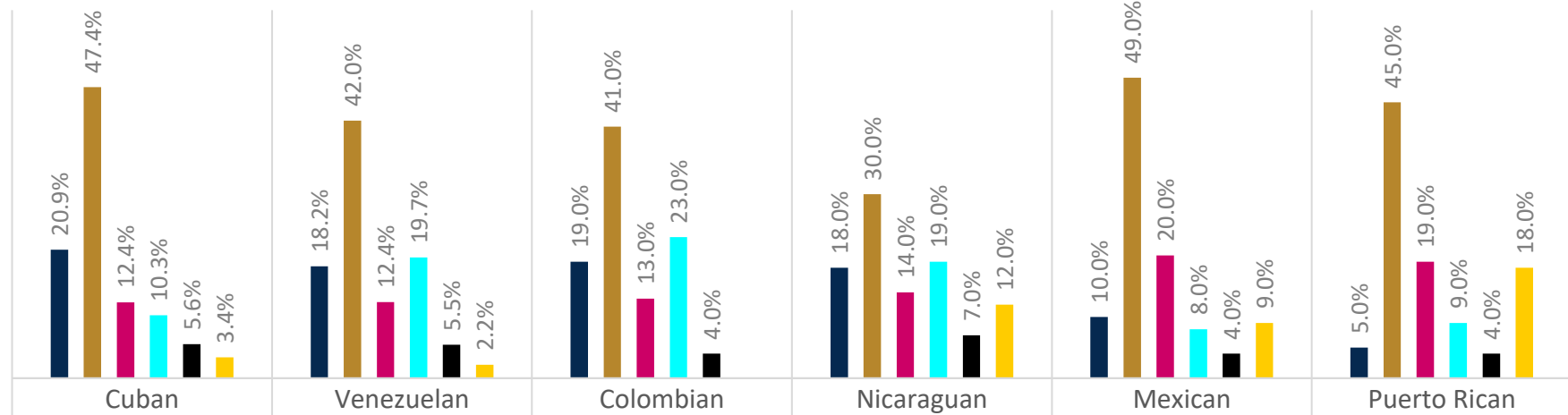


| | Strongly agree | Agree | Neither agree nor disagree | Disagree | Strongly disagree | NA | Total |
|---------------|----------------|-------|----------------------------|----------|-------------------|------|--------|
| ■ Republican | 18.1% | 25.7% | 21.0% | 22.9% | 8.6% | 3.8% | 100.0% |
| ■ Democratic | 27.5% | 38.0% | 13.4% | 16.2% | 2.1% | 2.8% | 100.0% |
| ■ Independent | 29.8% | 36.1% | 9.4% | 13.6% | 7.9% | 3.1% | 100.0% |
| ■ None | 2.9% | 18.6% | 17.1% | 35.7% | 20.0% | 5.7% | 100.0% |

If the Maduro government is prohibited from managing or accessing oil revenue, would you agree or disagree with an adjustment of economic sanctions on Venezuela's oil sector to allow this revenue to be used solely for humanitarian assistance?

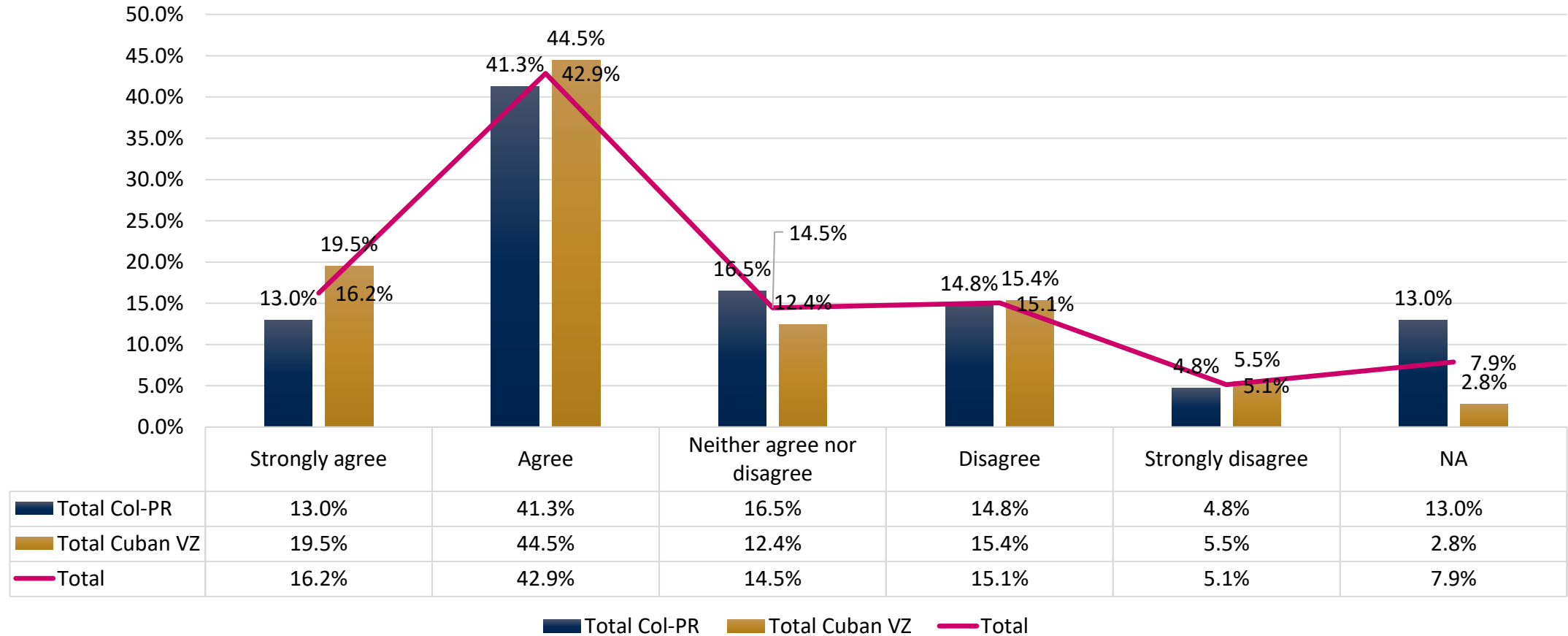
ADJUSTMENT OF SANCTIONS

■ Strongly agree
 ■ Agree
 ■ Neither agree nor disagree
 ■ Disagree
 ■ Strongly disagree
 ■ NA

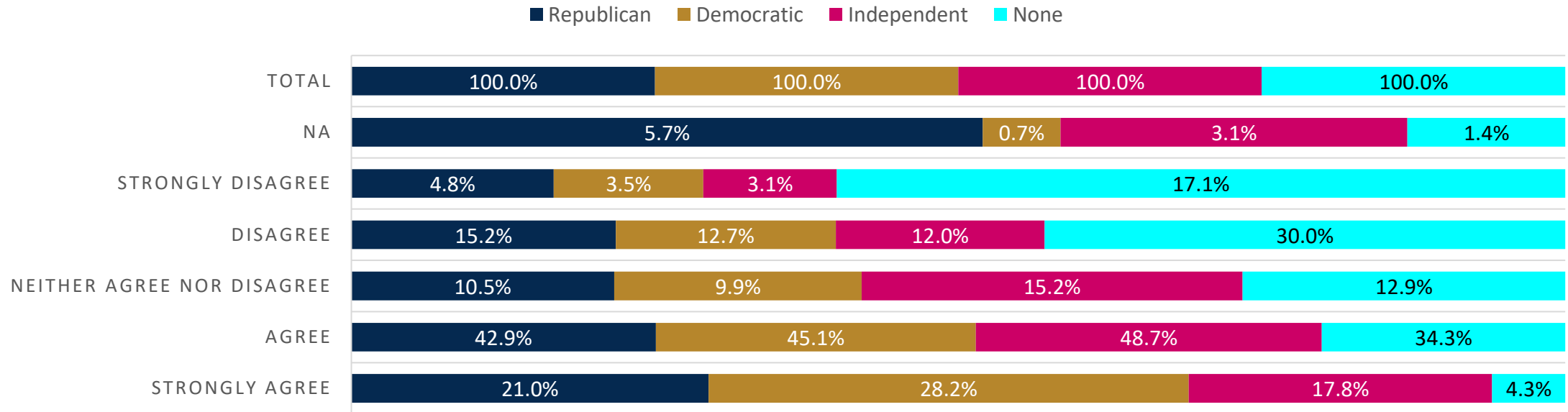


| | | | | | | |
|----------------------------|-------|-------|-------|-------|-------|-------|
| Strongly agree | 20.9% | 18.2% | 19.0% | 18.0% | 10.0% | 5.0% |
| Agree | 47.4% | 42.0% | 41.0% | 30.0% | 49.0% | 45.0% |
| Neither agree nor disagree | 12.4% | 12.4% | 13.0% | 14.0% | 20.0% | 19.0% |
| Disagree | 10.3% | 19.7% | 23.0% | 19.0% | 8.0% | 9.0% |
| Strongly disagree | 5.6% | 5.5% | 4.0% | 7.0% | 4.0% | 4.0% |
| NA | 3.4% | 2.2% | 0.0% | 12.0% | 9.0% | 18.0% |

If the Maduro government is prohibited from managing or accessing oil revenue, would you agree or disagree with an adjustment of economic sanctions on Venezuela's oil sector to allow this revenue to be used solely for humanitarian assistance?

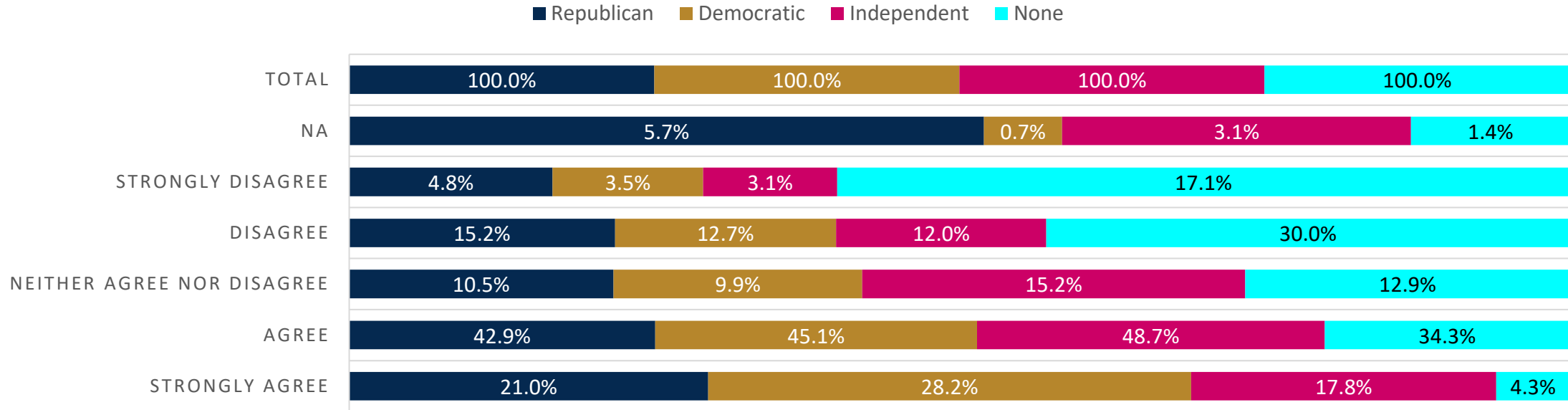


If the Maduro government is prohibited from managing or accessing oil revenue, would you agree or disagree with an adjustment of economic sanctions on Venezuela's oil sector to allow this revenue to be used solely for humanitarian assistance?



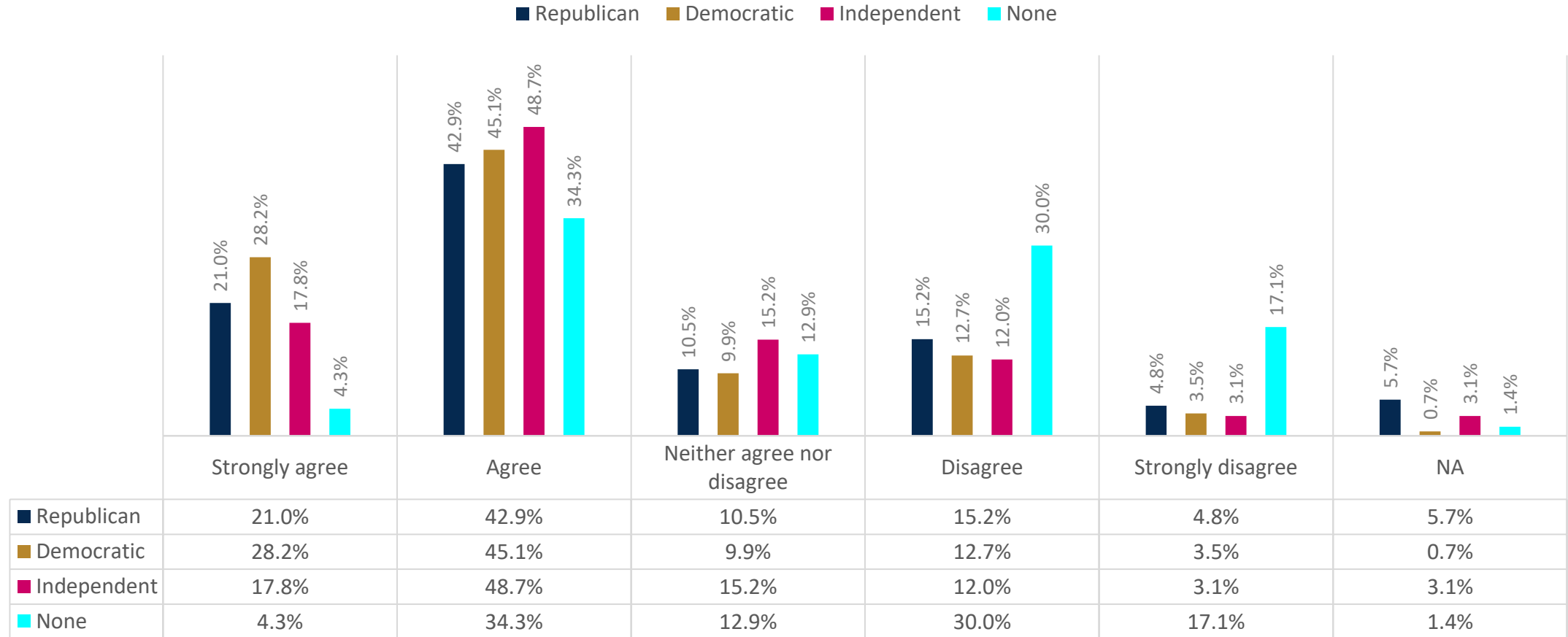
| | Strongly agree | Agree | Neither agree nor disagree | Disagree | Strongly disagree | NA | Total |
|---------------|----------------|-------|----------------------------|----------|-------------------|------|--------|
| ■ Republican | 21.0% | 42.9% | 10.5% | 15.2% | 4.8% | 5.7% | 100.0% |
| ■ Democratic | 28.2% | 45.1% | 9.9% | 12.7% | 3.5% | 0.7% | 100.0% |
| ■ Independent | 17.8% | 48.7% | 15.2% | 12.0% | 3.1% | 3.1% | 100.0% |
| ■ None | 4.3% | 34.3% | 12.9% | 30.0% | 17.1% | 1.4% | 100.0% |

If the Maduro government is prohibited from managing or accessing oil revenue, would you agree or disagree with an adjustment of economic sanctions on Venezuela's oil sector to allow this revenue to be used solely for humanitarian assistance?

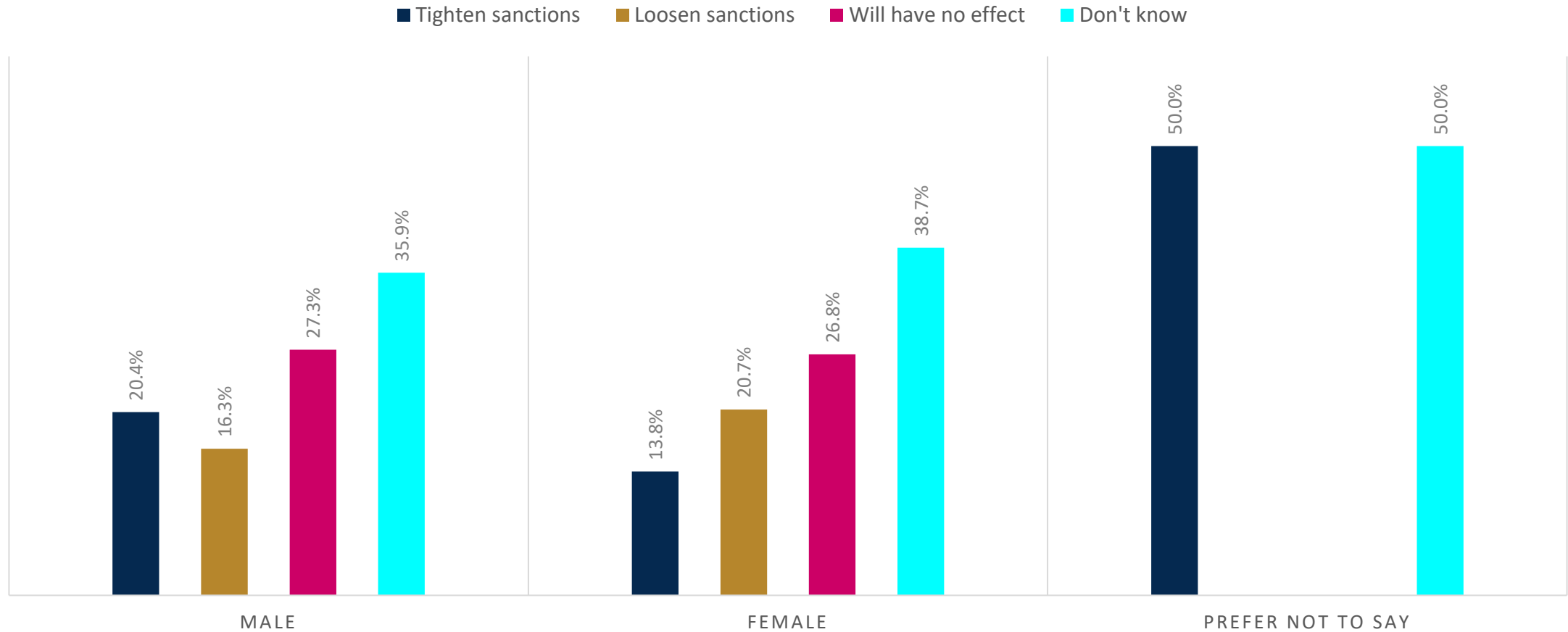


| | Strongly agree | Agree | Neither agree nor disagree | Disagree | Strongly disagree | NA | Total |
|-------------|----------------|-------|----------------------------|----------|-------------------|------|--------|
| Republican | 21.0% | 42.9% | 10.5% | 15.2% | 4.8% | 5.7% | 100.0% |
| Democratic | 28.2% | 45.1% | 9.9% | 12.7% | 3.5% | 0.7% | 100.0% |
| Independent | 17.8% | 48.7% | 15.2% | 12.0% | 3.1% | 3.1% | 100.0% |
| None | 4.3% | 34.3% | 12.9% | 30.0% | 17.1% | 1.4% | 100.0% |

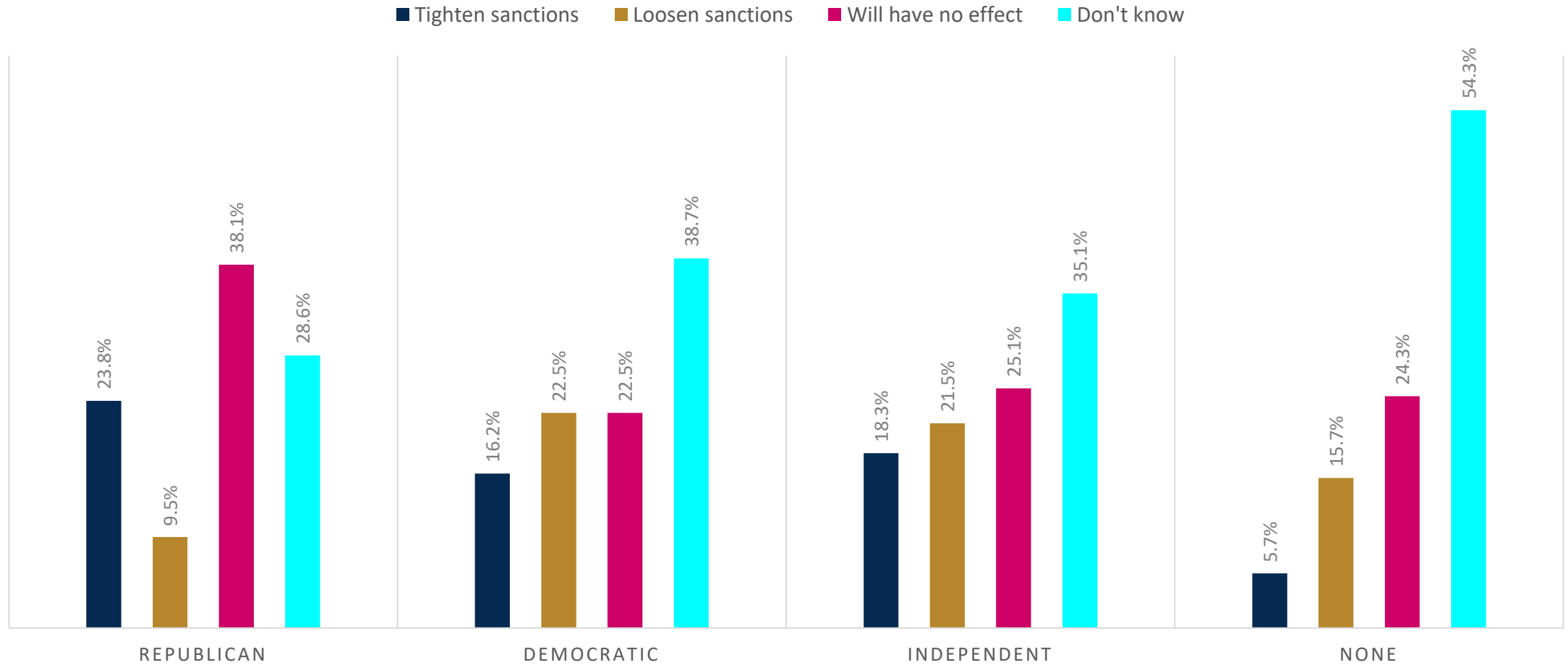
If the Maduro government is prohibited from managing or accessing oil revenue, would you agree or disagree with an adjustment of economic sanctions on Venezuela's oil sector to allow this revenue to be used solely for humanitarian assistance?



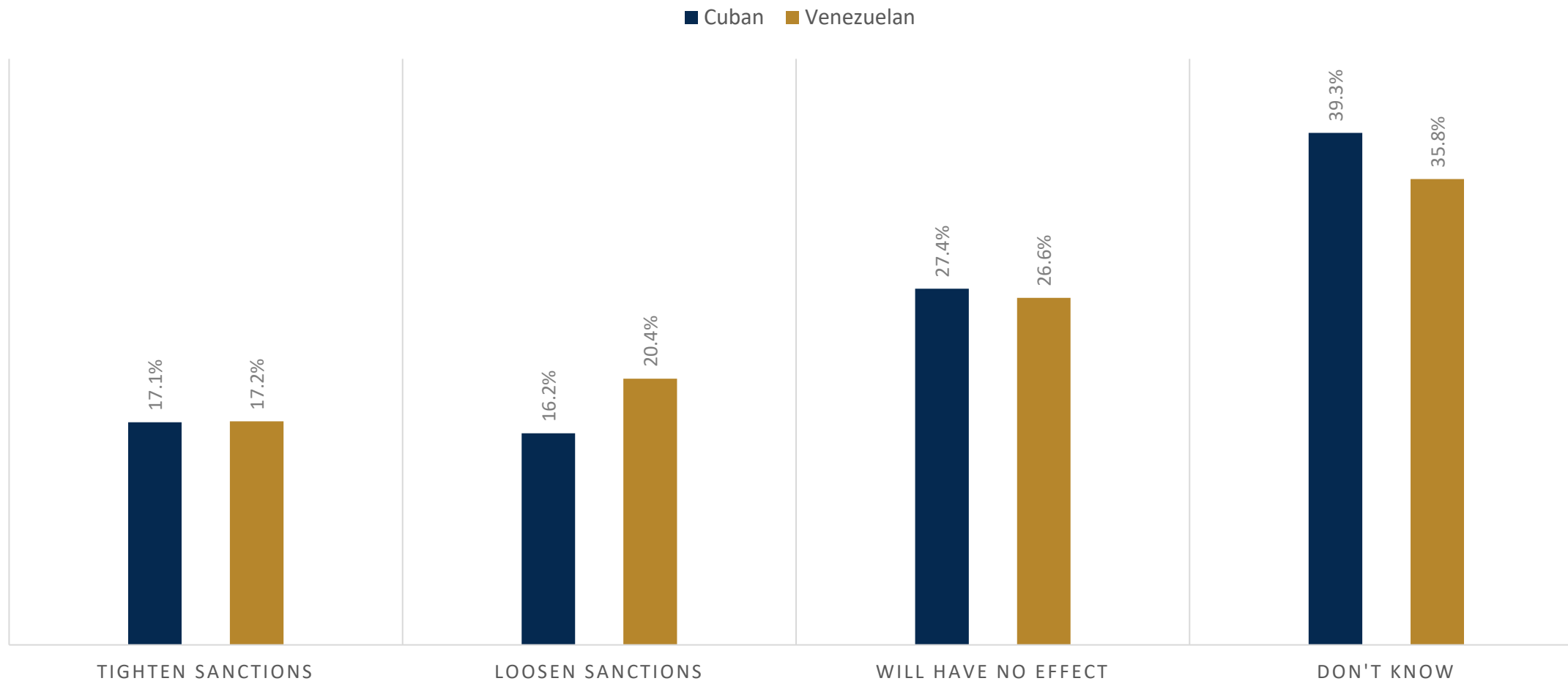
Do you think that the extradition of Alex Saab will contribute to the tightening or loosening of sanctions on the Maduro regime?



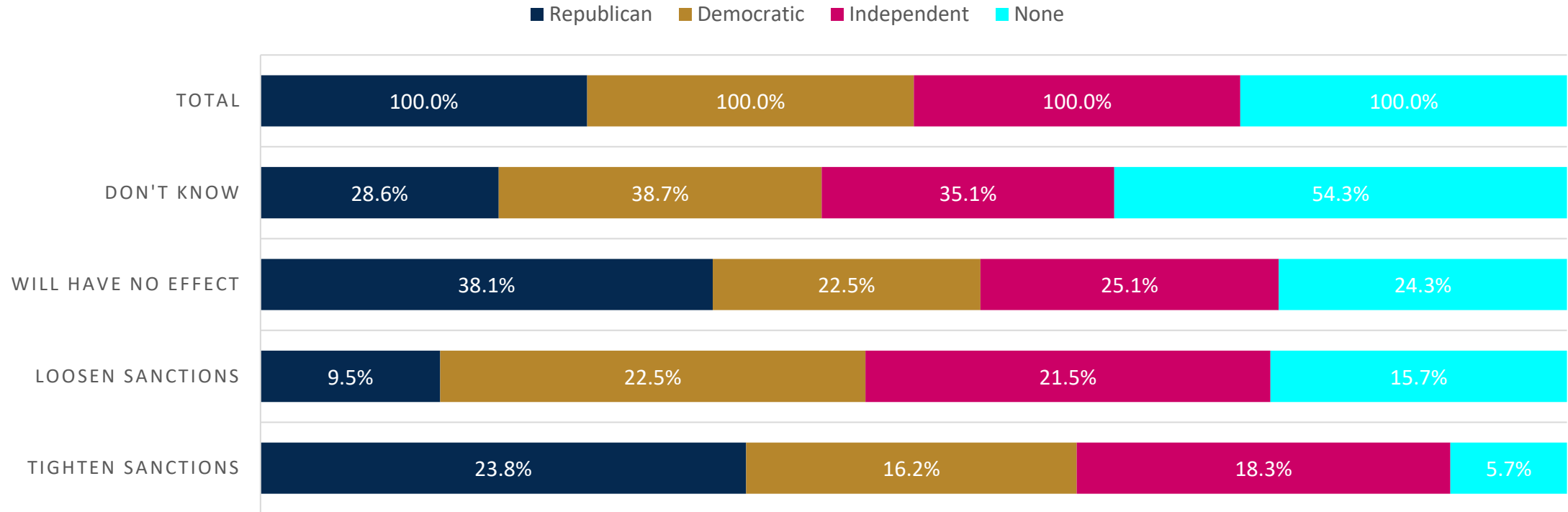
Do you think that the extradition of Alex Saab will contribute to the tightening or loosening of sanctions on the Maduro regime?



Do you think that the extradition of Alex Saab will contribute to the tightening or loosening of sanctions on the Maduro regime?



Do you think that the extradition of Alex Saab will contribute to the tightening or loosening of sanctions on the Maduro regime?



| | Tighten sanctions | Loosen sanctions | Will have no effect | Don't know | Total |
|---------------|-------------------|------------------|---------------------|------------|--------|
| ■ Republican | 23.8% | 9.5% | 38.1% | 28.6% | 100.0% |
| ■ Democratic | 16.2% | 22.5% | 22.5% | 38.7% | 100.0% |
| ■ Independent | 18.3% | 21.5% | 25.1% | 35.1% | 100.0% |
| ■ None | 5.7% | 15.7% | 24.3% | 54.3% | 100.0% |

JACK D.GORDON INSTITUTE FOR PUBLIC POLICY
FLORIDA INTERNATIONAL UNIVERSITY



JACK D. GORDON INSTITUTE FOR PUBLIC POLICY



GORDONINSTITUTE



GORDONINSTITUTE



GORDONINSTITUTE

GORDONINSTITUTE.FIU.EDU